Everyone Belongs Colouring Page

Name / chosen name: _____

Colour the children. Add a welcoming detail in the space below.

EVERYONE BELONGS

Harmony Week Colouring Poster

Name / chosen name: _____

EVERYONE BELONGS

Colour, create and celebrate belonging.

Harmony Week Colouring Poster

Name / chosen name: _____

EVERYONE BELONGS

Print this enlarged poster on A3 at actual size.

Harmony Week Colouring Poster

Name / chosen name: _____

Display tile 1 · Trim on the dotted border. Join 1–2 above 3–4.

EVERYONE

Harmony Week Colouring Poster

Name / chosen name: _____

Display tile 2 · Trim on the dotted border. Join 1–2 above 3–4.

E BELONGS

Harmony Week Colouring Poster

Name / chosen name: _____

Display tile 3 · Trim on the dotted border. Join 1–2 above 3–4.

Harmony Week Colouring Poster

Name / chosen name: _____

Display tile 4 · Trim on the dotted border. Join 1–2 above 3–4.

Harmony Pattern Drawing

Name / chosen name: _____

Invent patterns using lines, circles, waves, leaves or stars. These are original geometry prompts, not cultural or sacred designs.

Lines

Circles

Waves

Leaves

Stars

Your own idea

Harmony Mosaic

Name / chosen name: _____

Colour fifty sections to make one shared circle. Add any geometric patterns you invent.

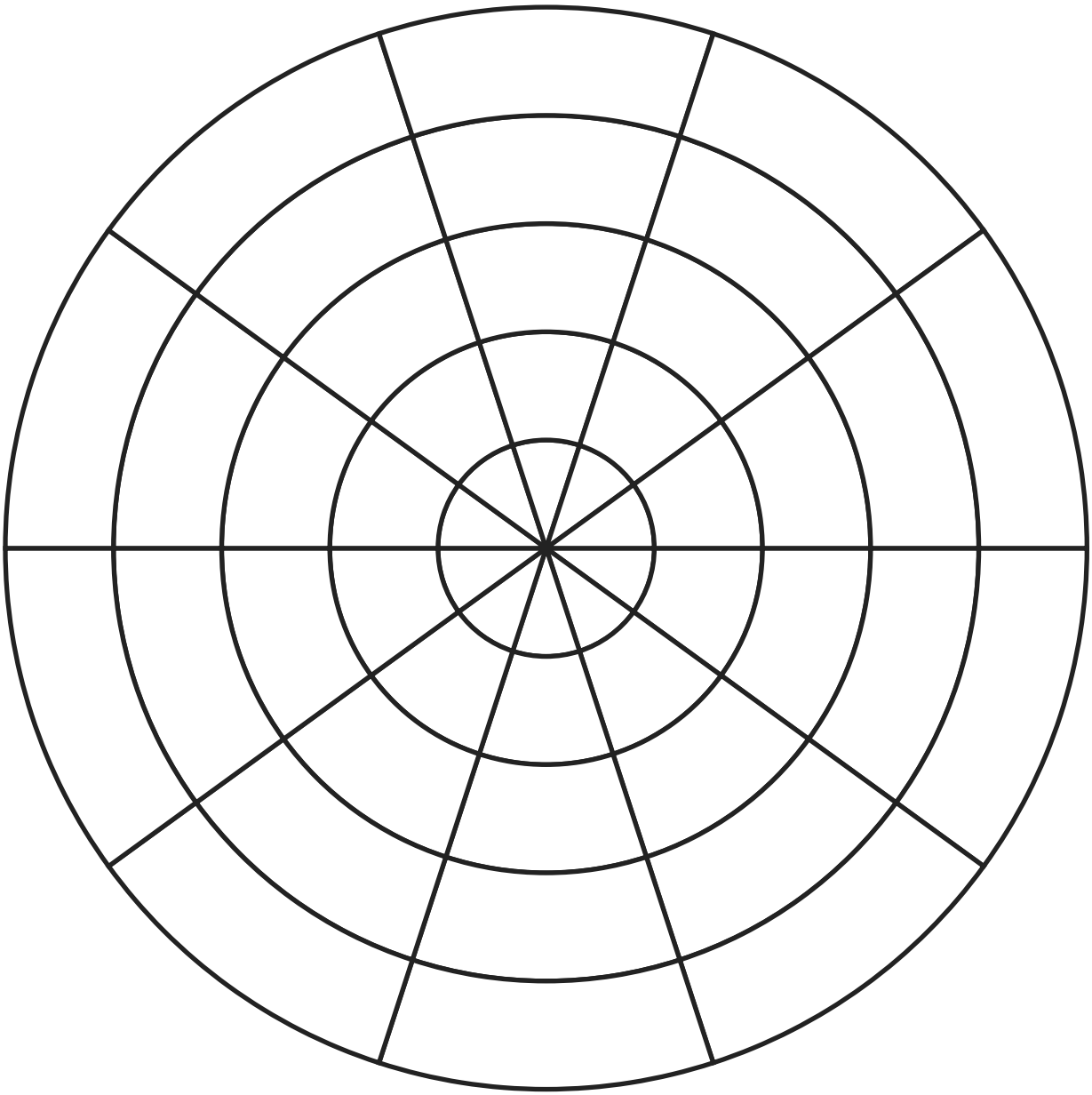

EVERYONE BELONGS

Harmony Mosaic

Name / chosen name: _____

Enlarged group mosaic · fifty sections · A3 at actual size.

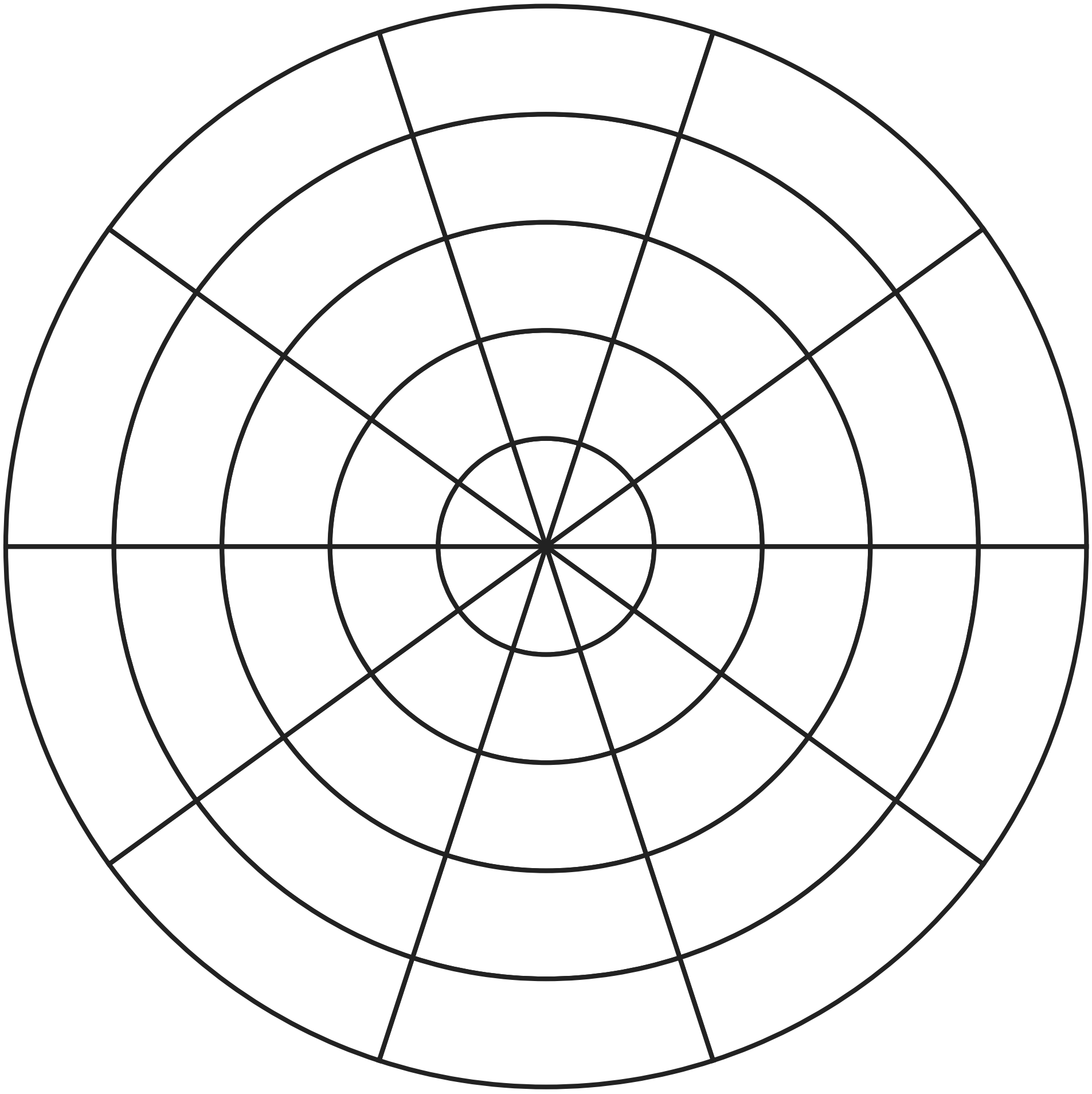

EVERYONE BELONGS

Harmony Mosaic

Name / chosen name: _____

Display tile 1 · Trim on the dotted border. Join 1–2 above 3–4.

Harmony Mosaic

Name / chosen name: _____

Display tile 2 · Trim on the dotted border. Join 1–2 above 3–4.



Harmony Mosaic

Name / chosen name: _____

Display tile 3 · Trim on the dotted border. Join 1–2 above 3–4.



Harmony Mosaic

Name / chosen name: _____

Display tile 4 · Trim on the dotted border. Join 1–2 above 3–4.



Everyone Belongs Early Years Colouring

Name / chosen name: _____

Colour together. Add a kind word or picture.

EVERYONE BELONGS

HARMONY WEEK · FOUNDATION–YEAR 2

Different Faces, Same Feelings

Name / chosen name: _____

People can have similar feelings and look different. Match a word to an expression. A picture gives a clue; ask someone how they feel rather than guessing.



1. I think: _____

2. I think: _____



3. I think: _____



4. I think: _____



5. I think: _____



6. I think: _____

happy · sad · worried · calm · excited · surprised

Feelings vary. More than one word can fit an expression.