AGES 6–10

Teddy Bear Day Colouring Together

Name / chosen name: _____

Choose your own colours or patterns. Colouring, pointing or talking about the scene are all welcome.

AGES 6–10

Teddy Bear Day Colouring Creative Scene

Name / chosen name: _____

Choose your own colours or patterns. Colouring, pointing or talking about the scene are all welcome.

AGES 6–10

Teddy Bear Day Colouring Discovery Scene

Name / chosen name: _____

Choose your own colours or patterns. Colouring, pointing or talking about the scene are all welcome.

AGES 6–12

Design a Teddy Bear

Name / chosen name: _____

Create a real or imaginary teddy bear. Add a name, patterns and helpful story features. No toy from home is needed.



1. My teddy is called

2. A favourite imaginary adventure

3. A detail that makes this teddy original

AGES 6–12

Teddy Bear Day Maze

Name / chosen name: _____

Find a route through the teddy bear day puzzle. Begin at the left entry and finish at the bottom-right exit. Trace with a pencil, point or give a partner directions.

START →

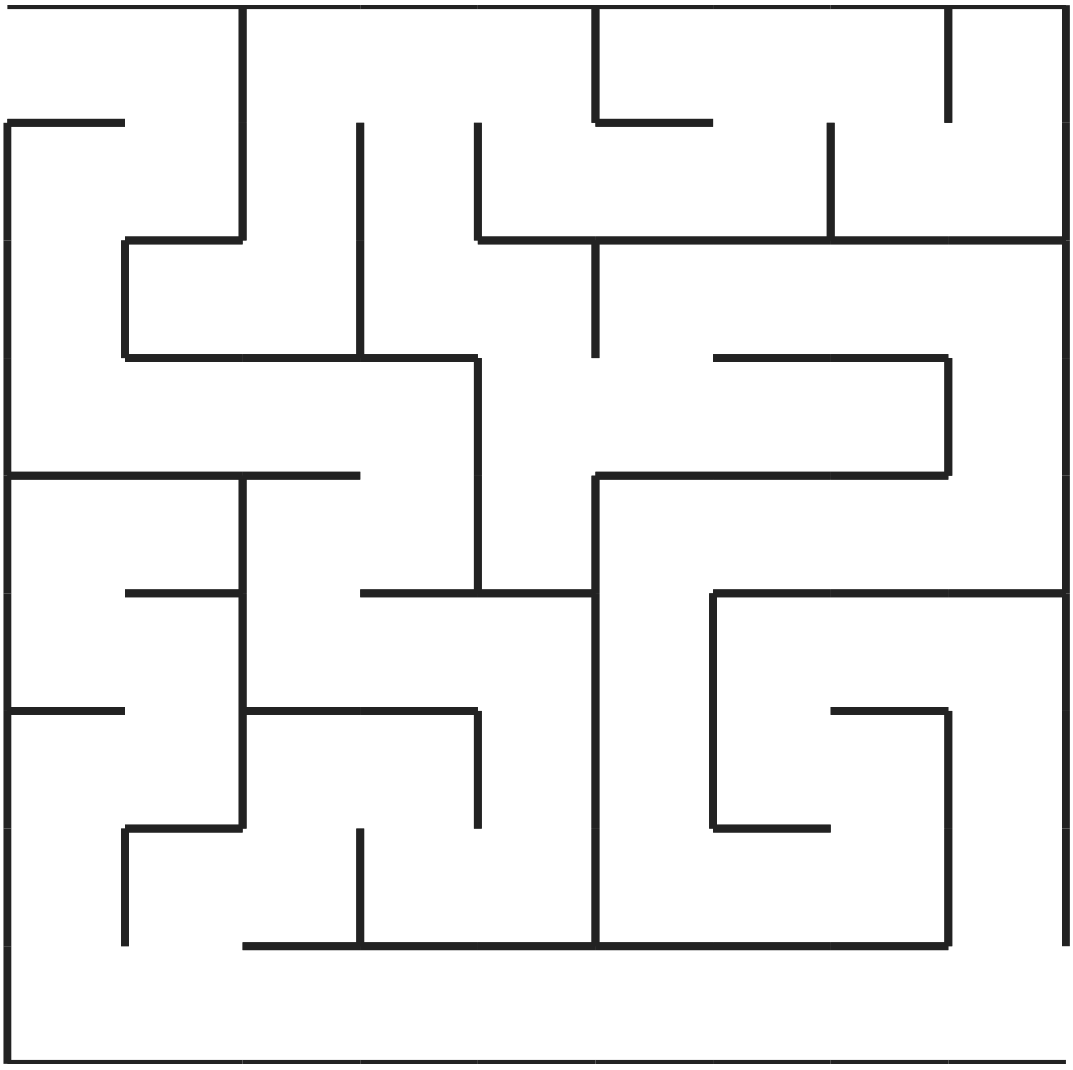

FINISH →

1. A strategy I used

AGES 6–12

Teddy Bear Day I Spy

Name / chosen name: _____

Count only complete icons inside the activity box. Each icon counts once. The pictures are an exact puzzle scene; do not count decorations elsewhere.



teddys: _____

books: _____

hearts: _____

bottles: _____

1. My checking strategy

AGES 8–12

Teddy Bear Day Word Search

Name / chosen name: _____

Find the words in the bank. Words can run forwards, backwards, up, down or diagonally.

P	Z	D	K	T	T	W	U	U	V	X	T	H	B
S	Q	D	G	V	R	F	L	G	D	J	K	K	T
V	Y	D	D	E	T	N	O	W	I	K	R	R	T
F	Q	P	K	T	S	H	A	S	U	E	C	F	J
Y	R	M	K	A	J	M	U	M	P	A	R	T	U
E	S	X	B	R	Z	I	Y	I	R	Q	U	E	P
M	R	S	Q	T	U	J	C	E	F	W	L	R	J
O	Z	L	K	Y	T	N	S	P	L	A	Y	P	P
H	N	Y	B	A	I	O	T	S	S	X	G	D	Q
I	I	V	Y	C	Y	D	O	R	C	T	V	H	N
B	O	X	Q	D	C	U	R	W	Z	V	R	D	J
E	Q	Z	L	L	I	L	Y	A	K	I	G	Z	L
A	T	R	A	E	B	J	G	R	W	P	Z	Q	B
E	Y	F	P	Q	Y	L	T	D	H	U	G	Z	L

TEDDY · BEAR · PICNIC · STORY · SOFT · HUG · DRAW · PLAY · HOME · CARE

1. Choose one word and explain or draw it

AGES 6–12

Teddy Picnic Planner

Name / chosen name: _____

Plan an imaginary picnic with a partner. Use a teddy, a drawing or a pretend guest; no toy or food from home is required. Keep exits and walkways clear.

1. Our pretend picnic place

2. Two useful pretend items

3. A quiet activity for the guests

4. How different guests can join

AGES 6–12 · GROUP / MOVEMENT OPTION

Teddy Picnic Planner

Name / chosen name: _____

With an adult-approved route, find examples of these ideas in the room or in pictures. Move calmly with a partner, or use a seated picture hunt. Do not leave the activity area. A missing item is a valid finding.

Find or imagine	Draw / describe
Something useful for teddy bear day	
A way two people could take turns	
A tool for creating	
A quiet activity choice	
A helpful action	
A group idea	

1. One discovery to share

AGES 6–12

A Teddy Bear Adventure

Name / chosen name: _____

Draw, write, speak or use a fictional example. You may choose fewer prompts or pass.

1. My teddy's adventure begins…

2. A problem appears…

3. A helpful friend or idea…

4. The story ends…