AGES 6–10

Teacher Appreciation Colouring Together

Name / chosen name: _____

Choose your own colours or patterns. Colouring, pointing or talking about the scene are all welcome.

THANK YOU, TEACHER!

AGES 6–12

Design a Teacher Award

Name / chosen name: _____

Invent an award for a specific helpful action. Celebrate a contribution without comparing or ranking real teachers.

THE _____ AWARD

1. This recognises

2. A helpful example

3. My appreciation message

AGES 6–12

Teacher Appreciation Maze

Name / chosen name: _____

Find a route through the teacher appreciation puzzle. Begin at the left entry and finish at the bottom-right exit. Trace with a pencil, point or give a partner directions.

START →

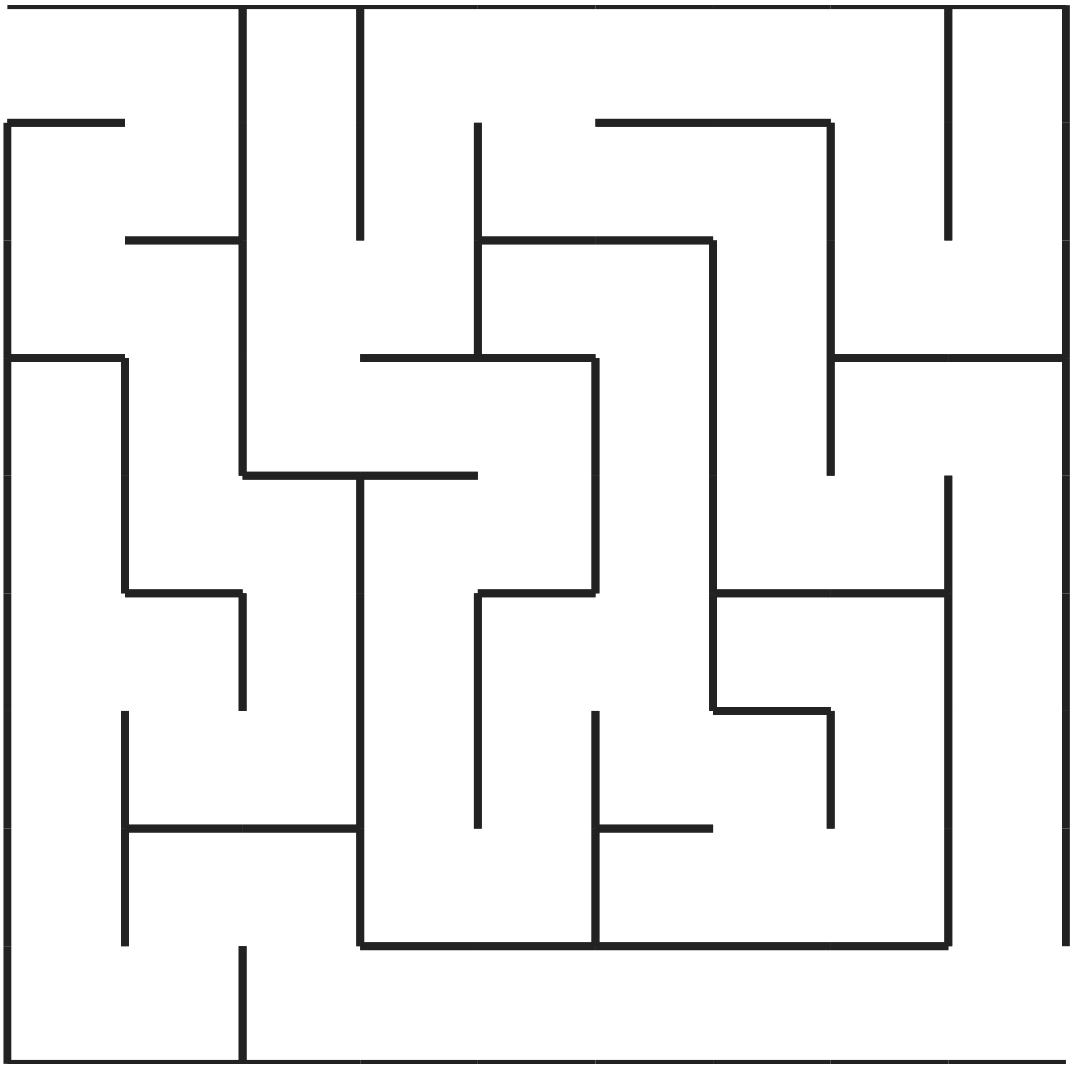

FINISH →

1. A strategy I used

AGES 6–12

Teacher Appreciation I Spy

Name / chosen name: _____

Count only complete icons inside the activity box. Each icon counts once. The pictures are an exact puzzle scene; do not count decorations elsewhere.



books: _____

pencils: _____

stars: _____

potted plants: _____

1. My checking strategy

AGES 8–12

Teacher Appreciation Word Search

Name / chosen name: _____

Find the words in the bank. Words can run forwards, backwards, up, down or diagonally.

B	S	F	Y	T	X	R	L	I	Y	Z	R	U	Z
Q	F	Q	Z	K	N	E	Y	U	B	I	H	F	F
H	I	Q	O	R	J	T	S	H	A	C	E	C	S
F	O	O	T	C	N	I	W	K	R	P	U	J	J
M	B	S	N	D	D	R	B	I	N	Q	N	D	X
N	R	A	E	L	B	W	H	S	V	A	K	H	H
P	U	K	S	S	C	H	O	O	L	L	H	E	R
K	C	A	P	L	E	H	X	B	N	B	L	T	Z
E	I	S	B	R	D	F	K	J	D	T	A	D	T
H	Y	N	H	R	E	H	C	A	E	T	G	W	K
Y	K	A	D	F	G	L	F	R	A	Q	G	W	Z
H	R	M	G	F	B	T	X	E	V	M	S	K	R
Z	F	R	S	S	A	L	C	A	J	X	T	G	L
K	O	N	K	U	D	E	H	D	T	B	J	I	J

TEACHER · THANKS · LEARN · BOOK · KIND · HELP · CLASS · READ · WRITE · SCHOOL

1. Choose one word and explain or draw it

AGES 6–12

Teacher Appreciation Card

Name / chosen name: _____

Print one-sided. With adult support, trim around the card frame if desired. Fold on the dashed vertical line with the printed sides outside. Add your front picture; write the message on the blank inside after folding. The planning prompts below can help.

BACK

From / chosen name: _____

THANK YOU FOR HELPING ME GROW

1. Dear / chosen name

2. Thank you for…

3. From / chosen name

No gift, private information or ranking is needed. An imaginary educator is welcome.

AGES 6–12

My Teacher Is Amazing Because

Name / chosen name: _____

Draw, write, speak or use a fictional example. You may choose fewer prompts or pass.

1. My teacher helped me…

2. Something my teacher taught me…

3. A helpful teaching action…

4. A favourite classroom memory, real or imagined…

5. Thank you for…

AGES 6–12 · COMPACT KEY

Teacher Appreciation Mini Pack Answers

Name / chosen name: _____

Maze



Word search

B	S	F	Y	T	X	R	L	I	Y	Z	R	U	Z
Q	F	Q	Z	K	N	E	Y	U	B	I	H	F	F
H	I	Q	O	R	J	T	S	H	A	C	E	C	S
F	O	O	T	C	N	I	W	K	R	P	U	J	J
M	B	S	N	D	D	R	B	I	N	Q	N	D	X
N	R	A	E	L	B	W	H	S	V	A	K	H	H
P	U	K	S	S	C	H	O	O	L	L	H	E	R
K	C	A	P	L	E	H	X	B	N	B	L	T	Z
E	I	S	B	R	D	F	K	J	D	T	A	D	T
H	Y	N	H	R	E	H	C	A	E	T	G	W	K
Y	K	A	D	F	G	L	F	R	A	Q	G	W	Z
H	R	M	G	F	B	T	X	E	V	M	S	K	R
Z	F	R	S	S	A	L	C	A	J	X	T	G	L
K	O	N	K	U	D	E	H	D	T	B	J	I	J

I Spy

books: 6 · pencils: 4 · stars: 3 · potted plants: 5

Design / partner activity

Answers vary. Look for an original idea, a relevant example and a clear explanation. Drawing, pointing, speaking, a partner scribe and fictional examples are valid. Personal disclosure is optional.

Open-ended pages

Accept relevant original ideas, drawings, spoken responses and fictional examples. Offer a seated, quiet or partner option. No personal disclosure is required.