AGES 6–10

Puzzle Day Colouring Together

Name / chosen name: _____

Choose your own colours or patterns. Colouring, pointing or talking about the scene are all welcome.



AGES 6–12

Design a Shape Puzzle

Name / chosen name: _____

Draw a picture inside the frame. Add six large puzzle-piece boundaries that cover the whole picture. An adult may help cut copies for a partner to reassemble.

1. My picture theme

2. One clue to help a partner

AGES 6–12

Puzzle Day Maze

Name / chosen name: _____

Find a route through the puzzle day puzzle. Begin at the left entry and finish at the bottom-right exit. Trace with a pencil, point or give a partner directions.

START →

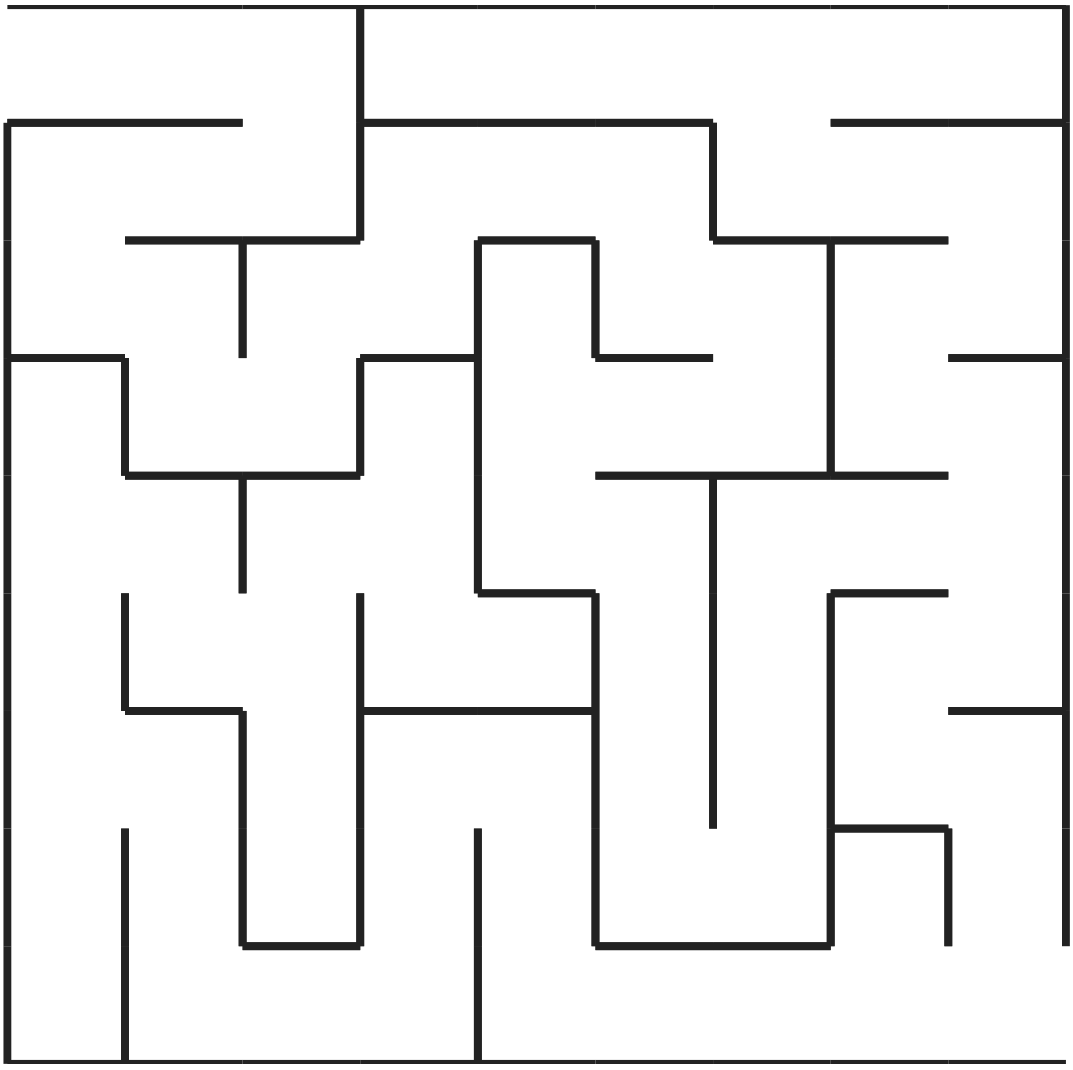

FINISH →

1. A strategy I used

AGES 6–12

Puzzle Day I Spy

Name / chosen name: _____

Count only complete icons inside the activity box. Each icon counts once. The pictures are an exact puzzle scene; do not count decorations elsewhere.

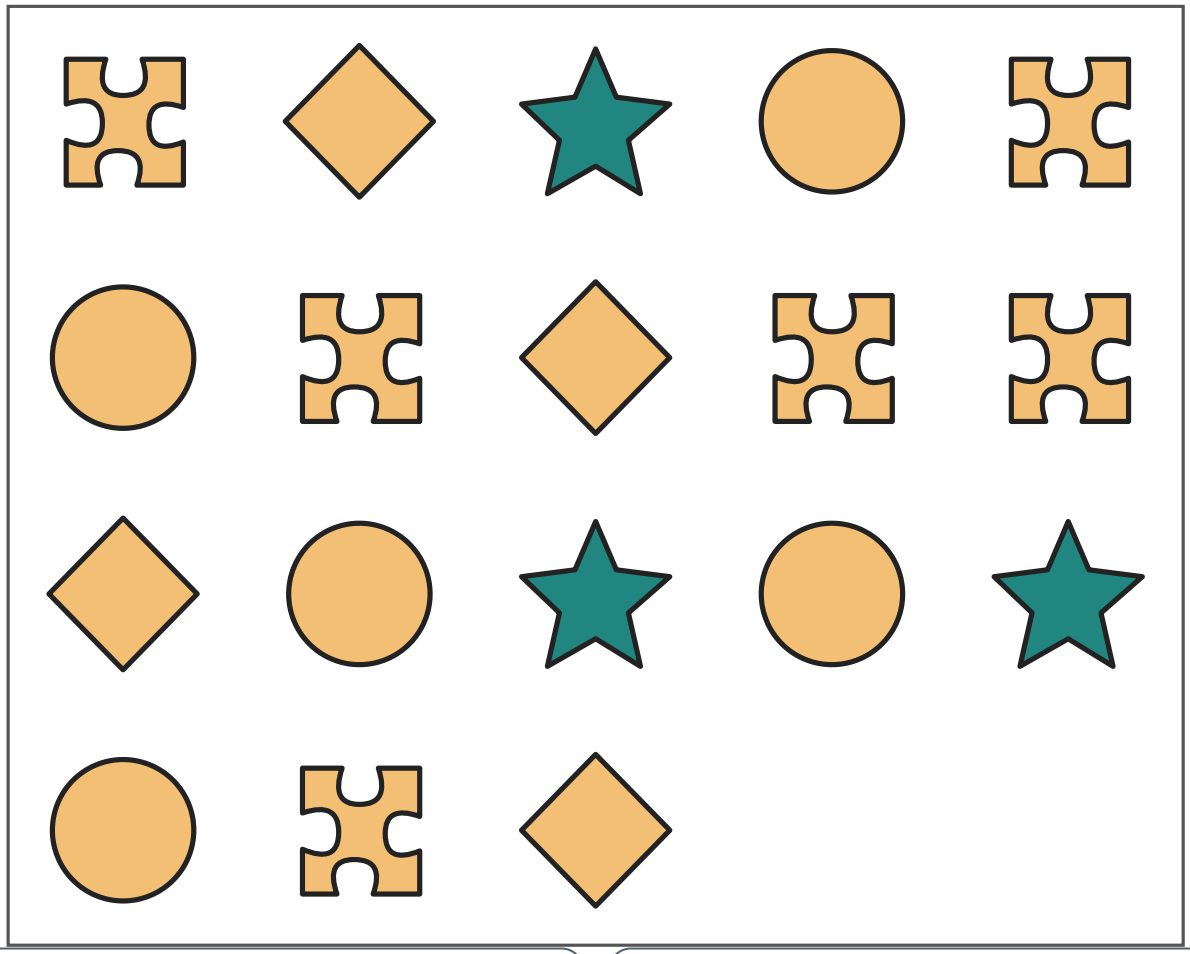

puzzle pieces: _____

diamonds: _____

stars: _____

circles: _____

1. My checking strategy

AGES 8–12

Puzzle Day Word Search

Name / chosen name: _____

Find the words in the bank. Words can run forwards, backwards, up, down or diagonally.

H	C	A	G	M	L	H	H	T	H	I	N	K	H
B	I	M	D	P	F	C	G	P	R	Q	U	V	I
T	R	S	W	O	T	P	P	L	S	S	Q	Y	J
R	X	S	A	A	P	Y	H	C	L	U	E	F	U
Y	L	Z	M	L	N	K	S	Y	H	S	M	U	K
O	U	I	G	E	A	O	E	L	Z	Z	U	P	L
P	L	S	K	M	Z	F	Y	H	T	N	U	O	C
U	K	O	S	U	O	A	Z	P	E	V	O	Z	O
G	Z	P	M	J	S	V	M	F	G	R	M	A	E
O	Y	A	J	U	S	O	M	N	N	O	P	W	U
A	M	G	D	J	I	L	L	E	P	A	H	S	E
M	J	P	N	Q	P	Y	F	V	I	D	W	U	H
A	S	C	H	E	C	K	K	W	E	Z	U	Z	V
S	J	Q	X	N	J	S	E	H	Z	K	W	F	B

PUZZLE · MAZE · SOLVE · CLUE · MATCH · SHAPE · COUNT · THINK · CHECK · TRY

1. Choose one word and explain or draw it

AGES 6–12

Puzzle Partner Challenge

Name / chosen name: _____

Work with a partner, taking turns explaining a clue. Use 1–4 exactly once in each row, column and bold 2×2 box. Point or use large number cards if useful.

1			4
	4	1	
2			3
	3	2	

1. A clue we used

2. How we checked our completed grid

AGES 6–12

My Puzzle Strategy

Name / chosen name: _____

Draw, write, speak or use a fictional example. You may choose fewer prompts or pass.

1. The clue I noticed first

2. A strategy I tried

3. How I checked my answer

4. Advice for an imaginary puzzle solver

AGES 6–12 · COMPACT KEY

Puzzle Day Mini Pack Answers

Name / chosen name: _____

Maze

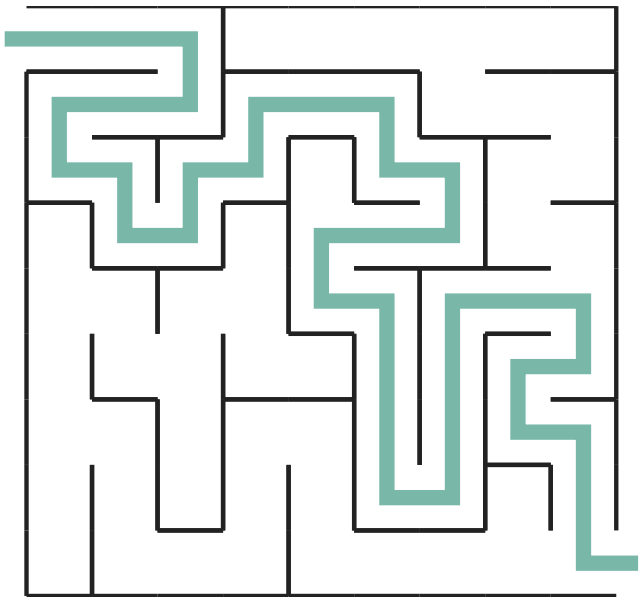

Word search

H	C	A	G	M	L	H	H	T	H	I	N	K	H
B	I	M	D	P	F	C	G	P	R	Q	U	V	I
T	R	S	W	O	T	P	P	L	S	S	Q	Y	J
R	X	S	A	A	P	Y	H	C	L	U	E	F	U
Y	L	Z	M	L	N	K	S	Y	H	S	M	U	K
O	U	I	G	E	A	O	E	L	Z	Z	U	P	L
P	L	S	K	M	Z	F	Y	H	T	N	U	O	C
U	K	O	S	U	O	A	Z	P	E	V	O	Z	O
G	Z	P	M	J	S	V	M	F	G	R	M	A	E
O	Y	A	J	U	S	O	M	N	N	O	P	W	U
A	M	G	D	J	I	L	L	E	P	A	H	S	E
M	J	P	N	Q	P	Y	F	V	I	D	W	U	H
A	S	C	H	E	C	K	K	W	E	Z	U	Z	V
S	J	Q	X	N	J	S	E	H	Z	K	W	F	B

I Spy

puzzle pieces: 6 · diamonds: 4 · stars: 3 · circles: 5

Design / partner activity

Answers vary. Look for an original idea, a relevant example and a clear explanation. Drawing, pointing, speaking, a partner scribe and fictional examples are valid. Personal disclosure is optional.

Rows: 1 2 3 4 / 3 4 1 2 / 2 1 4 3 / 4 3 2 1. This grid has one solution.

Open-ended pages

Accept relevant original ideas, drawings, spoken responses and fictional examples. Offer a seated, quiet or partner option. No personal disclosure is required.