AGES 6–10

Puzzle Day Coloring Together

Name / chosen name: _____

Choose your own colors or patterns. Coloring, pointing or talking about the scene are all welcome.



AGES 6–10

Puzzle Day Coloring Creative Scene

Name / chosen name: _____

Choose your own colors or patterns. Coloring, pointing or talking about the scene are all welcome.

AGES 6–10

Puzzle Day Coloring Discovery Scene

Name / chosen name: _____

Choose your own colors or patterns. Coloring, pointing or talking about the scene are all welcome.



AGES 6–12

Design a Shape Puzzle

Name / chosen name: _____

Draw a picture inside the frame. Add six large puzzle-piece boundaries that cover the whole picture. An adult may help cut copies for a partner to reassemble.

1. My picture theme

_____

_____

2. One clue to help a partner

_____

_____

AGES 6–12

Puzzle Day Maze

Name / chosen name: _____

Find a route through the puzzle day puzzle. Begin at the left entry and finish at the bottom-right exit. Trace with a pencil, point or give a partner directions.

START →

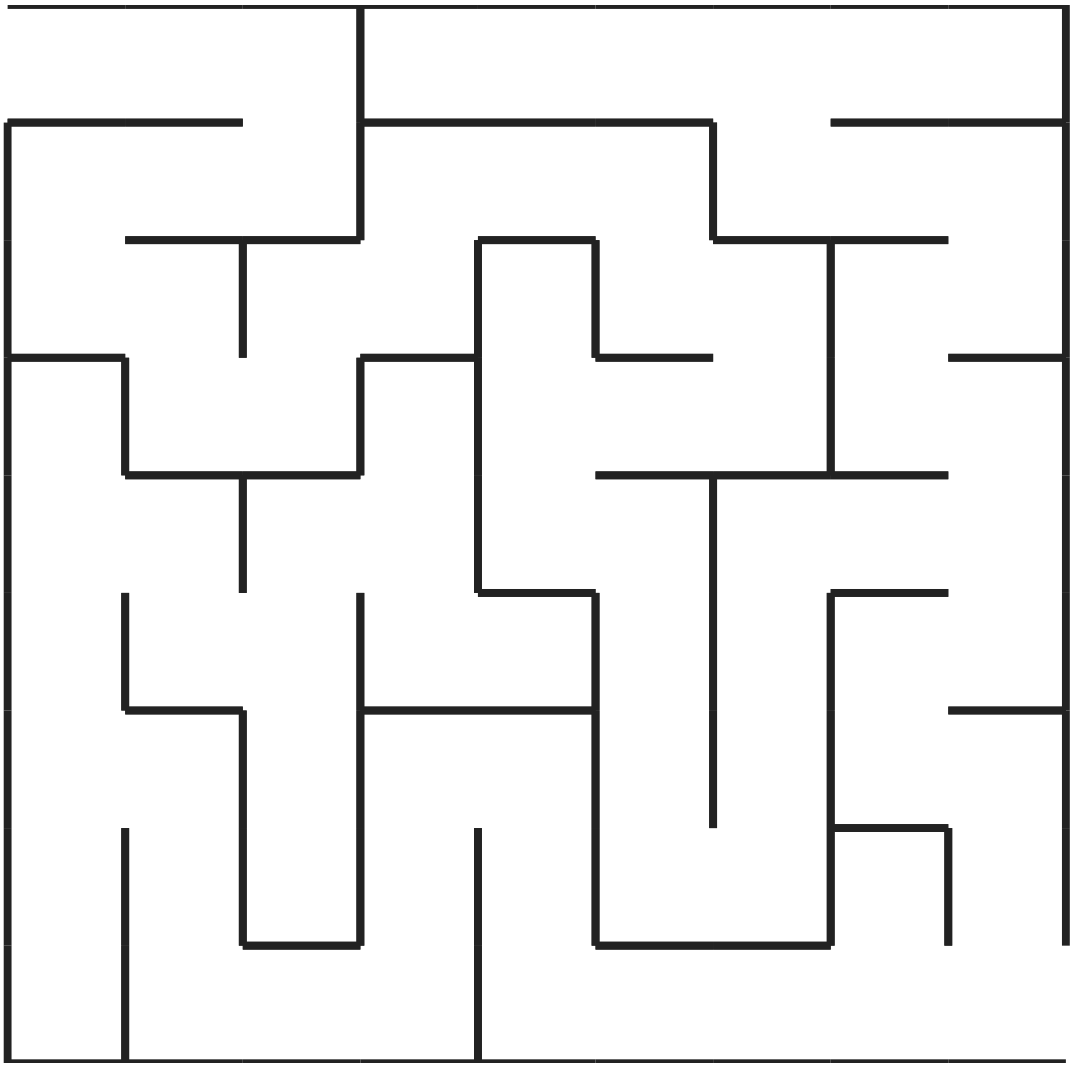

FINISH →

1. A strategy I used

AGES 6–12

Puzzle Day I Spy

Name / chosen name: _____

Count only complete icons inside the activity box. Each icon counts once. The pictures are an exact puzzle scene; do not count decorations elsewhere.

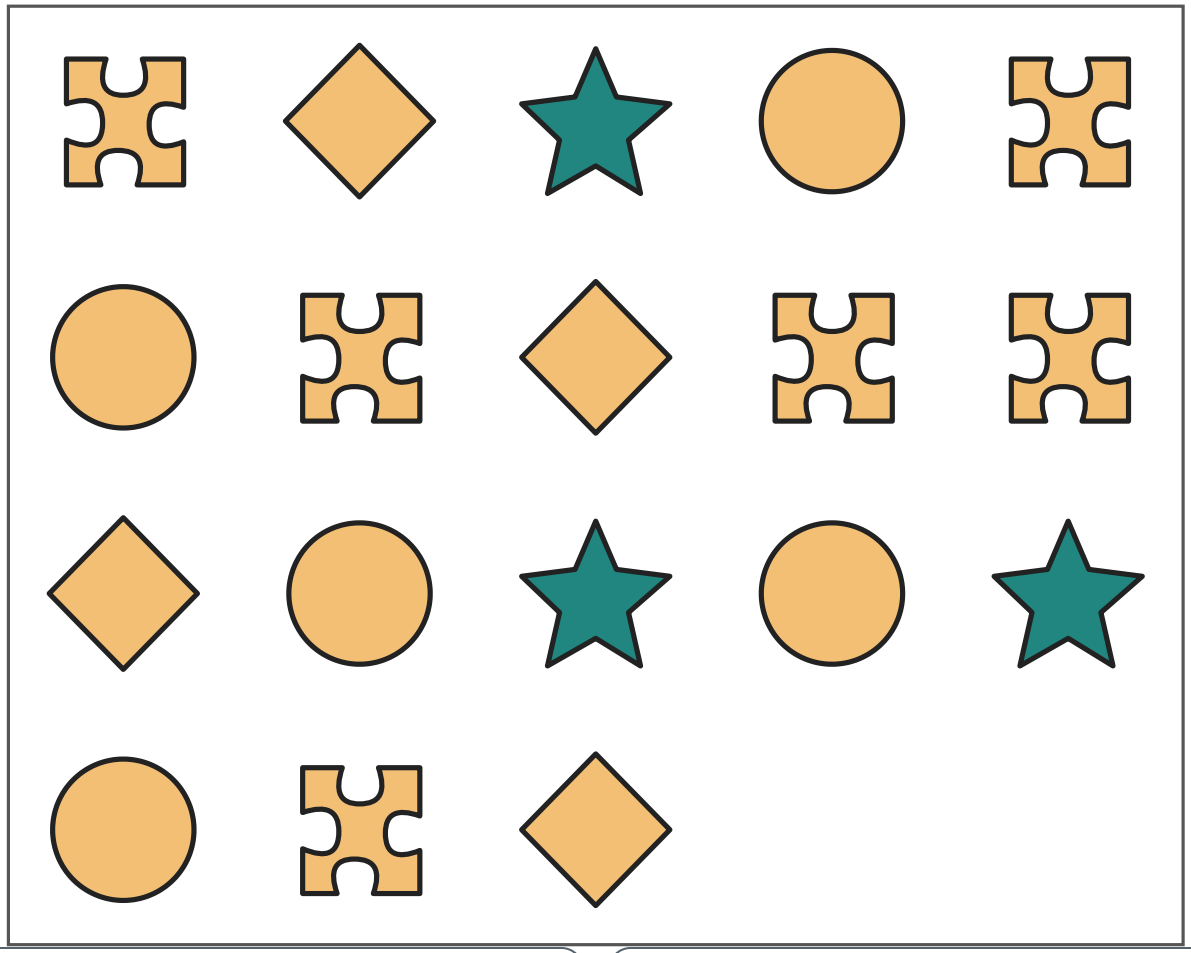

puzzle pieces: _____

diamonds: _____

stars: _____

circles: _____

1. My checking strategy

AGES 8–12

Puzzle Day Word Search

Name / chosen name: _____

Find the words in the bank. Words can run forwards, backwards, up, down or diagonally.

H	C	A	G	M	L	H	H	T	H	I	N	K	H
B	I	M	D	P	F	C	G	P	R	Q	U	V	I
T	R	S	W	O	T	P	P	L	S	S	Q	Y	J
R	X	S	A	A	P	Y	H	C	L	U	E	F	U
Y	L	Z	M	L	N	K	S	Y	H	S	M	U	K
O	U	I	G	E	A	O	E	L	Z	Z	U	P	L
P	L	S	K	M	Z	F	Y	H	T	N	U	O	C
U	K	O	S	U	O	A	Z	P	E	V	O	Z	O
G	Z	P	M	J	S	V	M	F	G	R	M	A	E
O	Y	A	J	U	S	O	M	N	N	O	P	W	U
A	M	G	D	J	I	L	L	E	P	A	H	S	E
M	J	P	N	Q	P	Y	F	V	I	D	W	U	H
A	S	C	H	E	C	K	K	W	E	Z	U	Z	V
S	J	Q	X	N	J	S	E	H	Z	K	W	F	B

PUZZLE · MAZE · SOLVE · CLUE · MATCH · SHAPE · COUNT · THINK · CHECK · TRY

1. Choose one word and explain or draw it

AGES 6–12

Puzzle Partner Challenge

Name / chosen name: _____

Work with a partner, taking turns explaining a clue. Use 1–4 exactly once in each row, column and bold 2×2 box. Point or use large number cards if useful.

1			4
	4	1	
2			3
	3	2	

1. A clue we used

2. How we checked our completed grid

AGES 6–12 · GROUP / MOVEMENT OPTION

Puzzle Partner Challenge

Name / chosen name: _____

With an adult-approved route, find examples of these ideas in the room or in pictures. Move calmly with a partner, or use a seated picture hunt. Do not leave the activity area. A missing item is a valid finding.

Find or imagine	Draw / describe
Something useful for puzzle day	
A way two people could take turns	
A tool for creating	
A quiet activity choice	
A helpful action	
A group idea	

1. One discovery to share

AGES 6–12

My Puzzle Strategy

Name / chosen name: _____

Draw, write, speak or use a fictional example. You may choose fewer prompts or pass.

1. The clue I noticed first

2. A strategy I tried

3. How I checked my answer

4. Advice for an imaginary puzzle solver