AGES 6–10

Pizza Day Colouring Together

Name / chosen name: _____

Choose your own colours or patterns. Colouring, pointing or talking about the scene are all welcome.

AGES 6–12

Design a Fraction Pizza

Name / chosen name: _____

This paper pizza has eight equal slices. Design four cheese slices, two mushroom slices and two capsicum slices. Use labels or patterns as well as optional colour.

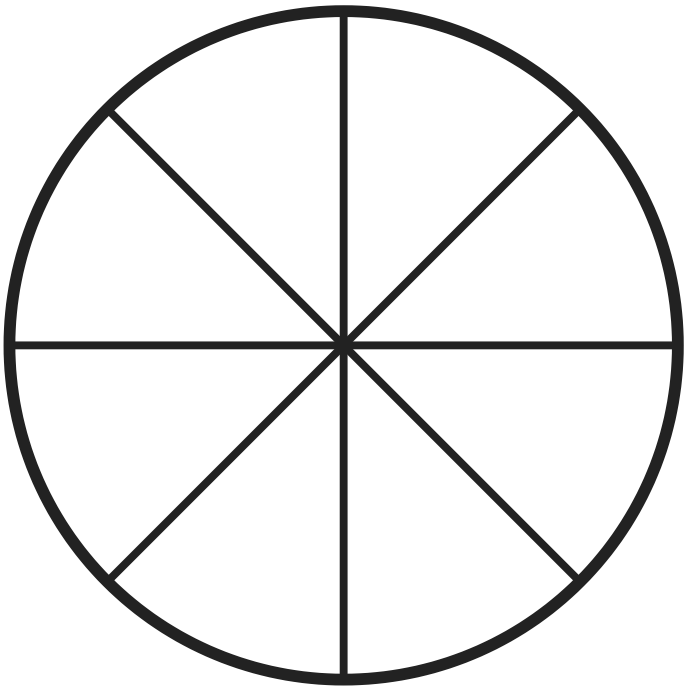

1. Four of eight slices are what fraction?

2. Two of eight slices are what fraction?

3. How many slices are not cheese?

This is a pretend-food drawing. No ingredients or tasting are required.

AGES 6–12

Pizza Day Maze

Name / chosen name: _____

Find a route through the pizza day puzzle. Begin at the left entry and finish at the bottom-right exit. Trace with a pencil, point or give a partner directions.

START →

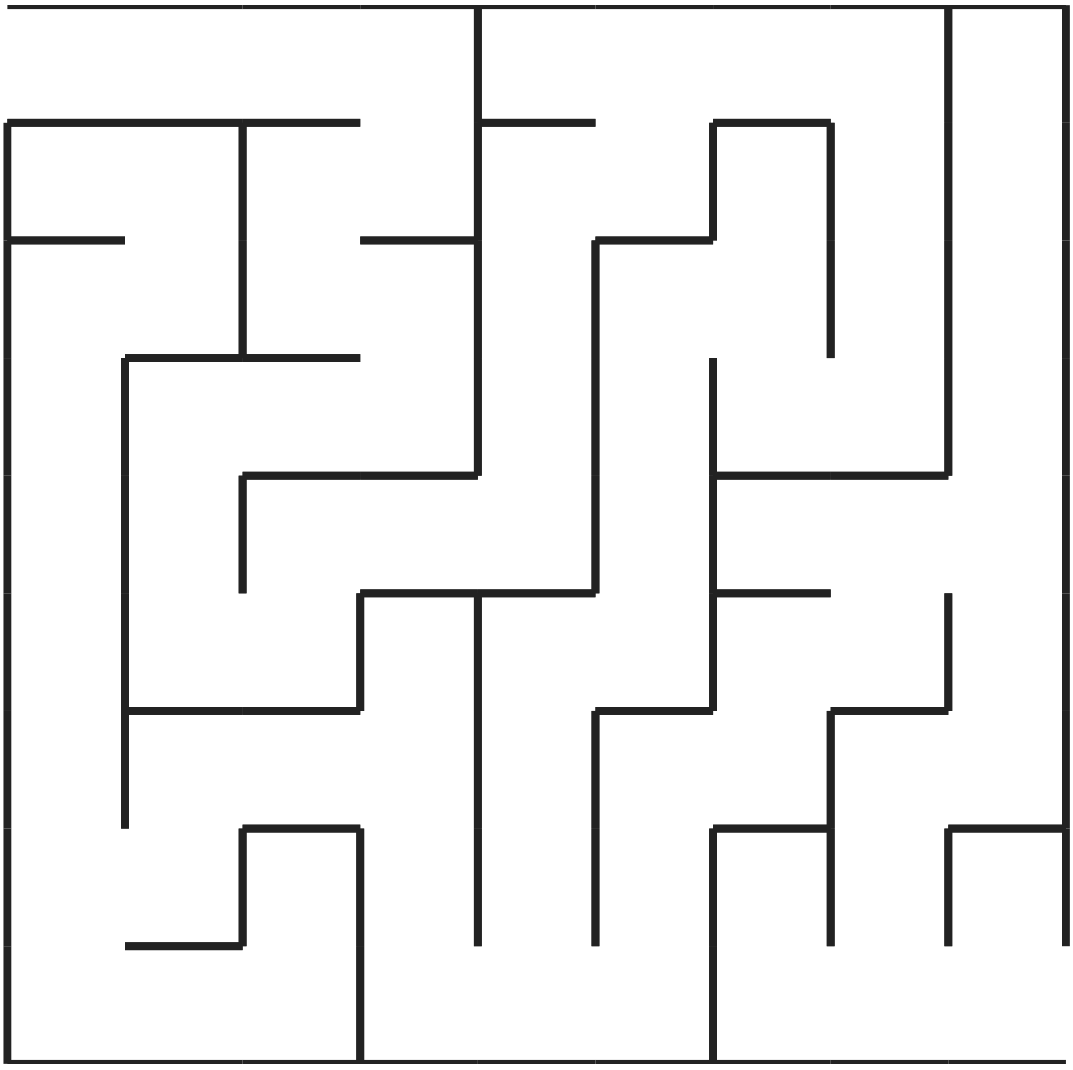

FINISH →

1. A strategy I used

AGES 6–12

Pizza Day I Spy

Name / chosen name: _____

Count only complete icons inside the activity box. Each icon counts once. The pictures are an exact puzzle scene; do not count decorations elsewhere.



pizza slices: _____

tomatos: _____

mushrooms: _____

bottles: _____

1. My checking strategy

AGES 8–12

Pizza Day Word Search

Name / chosen name: _____

Find the words in the bank. Words can run forwards, backwards, up, down or diagonally.

E	Q	R	V	U	G	S	Q	B	P	O	A	G	K
C	O	Z	W	I	G	N	I	P	P	O	T	F	E
I	S	W	O	I	J	K	F	N	O	C	D	E	U
L	V	Q	X	R	Y	L	U	L	J	T	D	S	F
S	I	E	Y	P	I	Z	Z	A	K	Q	K	E	I
O	X	A	N	V	F	S	O	P	A	Y	S	E	G
R	I	R	U	F	C	M	S	T	R	F	L	H	A
D	A	L	D	P	O	C	E	O	A	R	E	C	C
E	G	H	A	K	Q	H	U	N	A	M	D	E	O
R	H	Z	S	K	J	N	R	W	U	M	O	H	A
B	K	H	P	O	D	E	R	A	H	S	S	T	B
X	O	T	N	X	T	P	M	P	C	J	X	N	G
P	T	H	X	W	J	I	K	I	E	V	I	O	N
P	E	F	X	Z	E	M	A	R	I	U	J	P	D

PIZZA · SLICE · TOPPING · CHEESE · TOMATO · MENU · SHOP · SHARE · ROUND · ORDER

1. Choose one word and explain or draw it

AGES 6–12

Pizza Shop Order Challenge

Name / chosen name: _____

OUR PRETEND PAPER SHOP

Take turns as customer and shopkeeper. Use drawn food and pretend notes. Read an order card, record the order, add the prices and check any change. Real food and money are not used.

Our pretend menu

Item	Price
Plain paper pizza	$1
Two-topping paper pizza	$2
Invented special paper pizza	$3

Customer A: order one $1 item and one $2 item. Pay $3.

Customer B: order one $3 item and one $1 item. Pay $5.

Order / quantity	Total	Paid	Change

PLAY MONEY
$1
AUD · not real money

PLAY MONEY
$2
AUD · not real money

PLAY MONEY
$3
AUD · not real money

PLAY MONEY
$5
AUD · not real money

Use tokens or written totals instead of cutting. Reuse the notes between turns; prices are in dollars for this pretend shop.

AGES 6–12

Invent a Pizza

Name / chosen name: _____

Draw, write, speak or use a fictional example. You may choose fewer prompts or pass.

1. My invented pizza name

2. Three pretend toppings

3. How I would label equal slices

4. A creative menu description

AGES 6–12 · COMPACT KEY

Pizza Day Mini Pack Answers

Name / chosen name: _____

Maze



Word search

E	Q	R	V	U	G	S	Q	B	P	O	A	G	K
C	O	Z	W	I	G	N	I	P	P	O	T	F	E
I	S	W	O	I	J	K	F	N	O	C	D	E	U
L	V	Q	X	R	Y	L	U	L	J	T	D	S	F
S	I	E	Y	P	I	Z	Z	A	K	Q	K	E	I
O	X	A	N	V	F	S	O	P	A	Y	S	E	G
R	I	R	U	F	C	M	S	T	R	F	L	H	A
D	A	L	D	P	O	C	E	O	A	R	E	C	C
E	G	H	A	K	Q	H	U	N	A	M	D	E	O
R	H	Z	S	K	J	N	R	W	U	M	O	H	A
B	K	H	P	O	D	E	R	A	H	S	S	T	B
X	O	T	N	X	T	P	M	P	C	J	X	N	G
P	T	H	X	W	J	I	K	I	E	V	I	O	N
P	E	F	X	Z	E	M	A	R	I	U	J	P	D

I Spy

pizza slices: 6 · tomatos: 4 · mushrooms: 3 · bottles: 5

Design / partner activity

Four of eight = 4/8 = 1/2. Two of eight = 2/8 = 1/4. Four slices are not cheese.

Customer A: total $3, paid $3, change $0. Customer B: total $4, paid $5, change $1. Written or token totals are valid.

Open-ended pages

Accept relevant original ideas, drawings, spoken responses and fictional examples. Offer a seated, quiet or partner option. No personal disclosure is required.