AGES 6–10

Pizza Day Colouring Together

Name / chosen name: _____

Choose your own colours or patterns. Colouring, pointing or talking about the scene are all welcome.

AGES 6–10

Pizza Day Colouring Creative Scene

Name / chosen name: _____

Choose your own colours or patterns. Colouring, pointing or talking about the scene are all welcome.

AGES 6–10

Pizza Day Colouring Discovery Scene

Name / chosen name: _____

Choose your own colours or patterns. Colouring, pointing or talking about the scene are all welcome.

AGES 6–12

Design a Fraction Pizza

Name / chosen name: _____

This paper pizza has eight equal slices. Design four cheese slices, two mushroom slices and two capsicum slices. Use labels or patterns as well as optional colour.

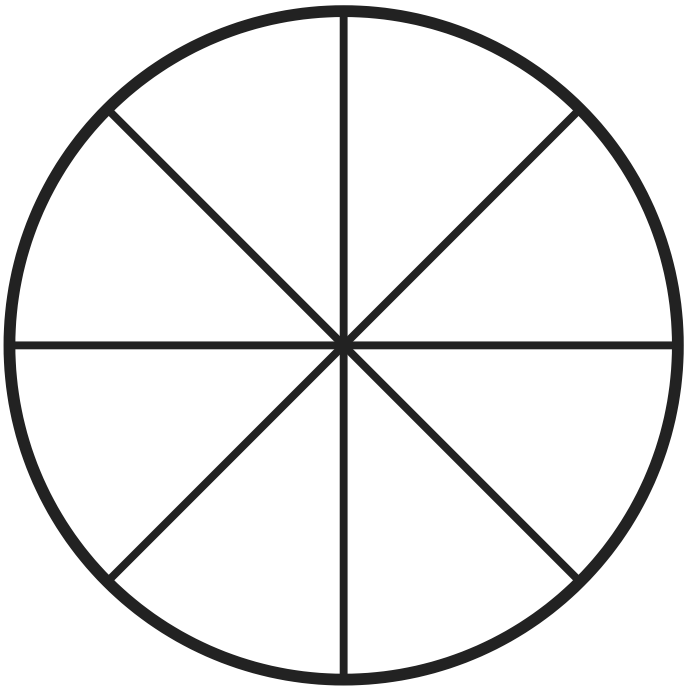

1. Four of eight slices are what fraction?

2. Two of eight slices are what fraction?

3. How many slices are not cheese?

This is a pretend-food drawing. No ingredients or tasting are required.

AGES 6–12

Pizza Day Maze

Name / chosen name: _____

Find a route through the pizza day puzzle. Begin at the left entry and finish at the bottom-right exit. Trace with a pencil, point or give a partner directions.

START →

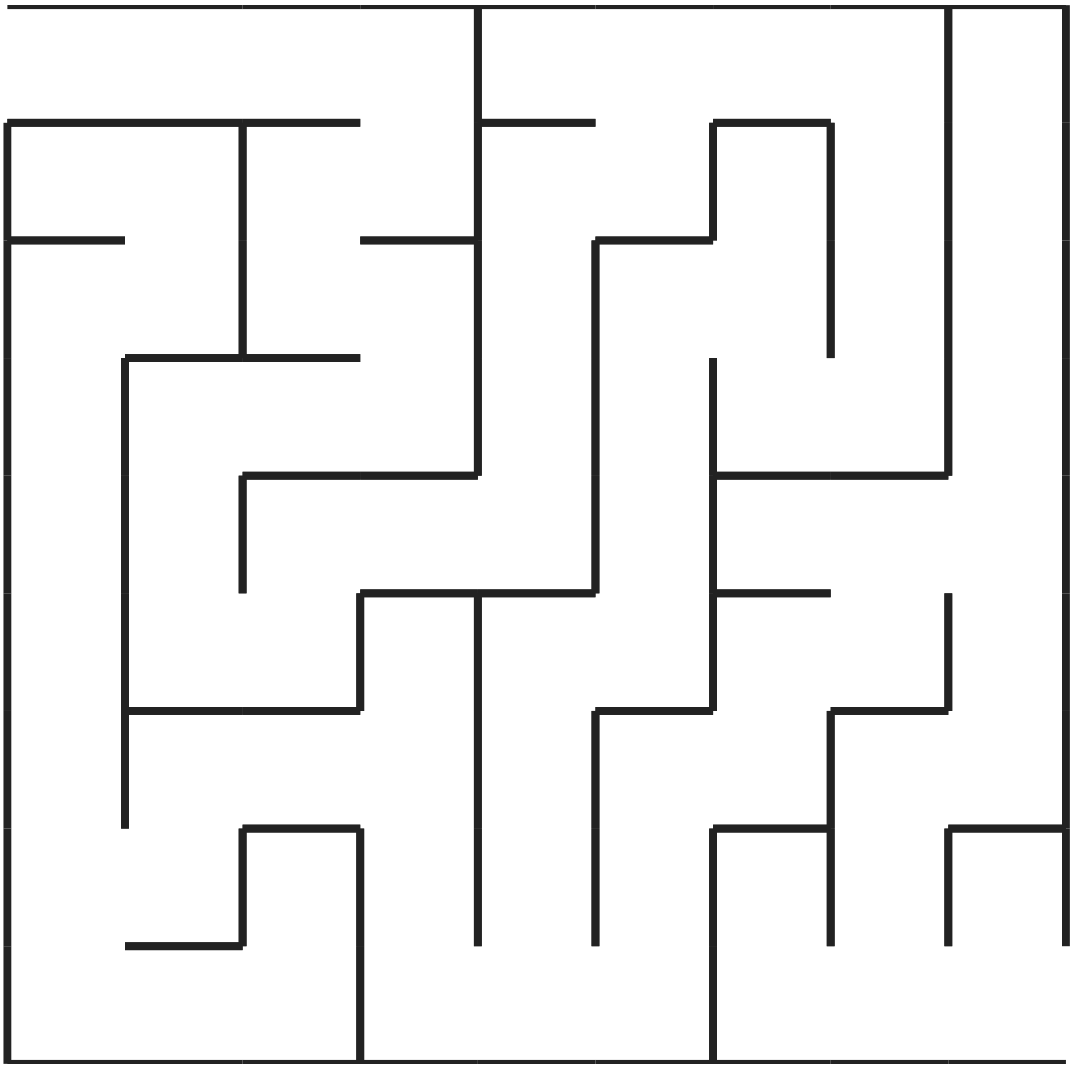

FINISH →

1. A strategy I used

AGES 6–12

Pizza Day I Spy

Name / chosen name: _____

Count only complete icons inside the activity box. Each icon counts once. The pictures are an exact puzzle scene; do not count decorations elsewhere.



pizza slices: _____

tomatos: _____

mushrooms: _____

bottles: _____

1. My checking strategy

AGES 8–12

Pizza Day Word Search

Name / chosen name: _____

Find the words in the bank. Words can run forwards, backwards, up, down or diagonally.

E	Q	R	V	U	G	S	Q	B	P	O	A	G	K
C	O	Z	W	I	G	N	I	P	P	O	T	F	E
I	S	W	O	I	J	K	F	N	O	C	D	E	U
L	V	Q	X	R	Y	L	U	L	J	T	D	S	F
S	I	E	Y	P	I	Z	Z	A	K	Q	K	E	I
O	X	A	N	V	F	S	O	P	A	Y	S	E	G
R	I	R	U	F	C	M	S	T	R	F	L	H	A
D	A	L	D	P	O	C	E	O	A	R	E	C	C
E	G	H	A	K	Q	H	U	N	A	M	D	E	O
R	H	Z	S	K	J	N	R	W	U	M	O	H	A
B	K	H	P	O	D	E	R	A	H	S	S	T	B
X	O	T	N	X	T	P	M	P	C	J	X	N	G
P	T	H	X	W	J	I	K	I	E	V	I	O	N
P	E	F	X	Z	E	M	A	R	I	U	J	P	D

PIZZA · SLICE · TOPPING · CHEESE · TOMATO · MENU · SHOP · SHARE · ROUND · ORDER

1. Choose one word and explain or draw it

AGES 6–12

Pizza Shop Order Challenge

Name / chosen name: _____

OUR PRETEND PAPER SHOP

Take turns as customer and shopkeeper. Use drawn food and pretend notes. Read an order card, record the order, add the prices and check any change. Real food and money are not used.

Our pretend menu

Item	Price
Plain paper pizza	$1
Two-topping paper pizza	$2
Invented special paper pizza	$3

Customer A: order one $1 item and one $2 item. Pay $3.

Customer B: order one $3 item and one $1 item. Pay $5.

Order / quantity	Total	Paid	Change

PLAY MONEY
$1
AUD · not real money

PLAY MONEY
$2
AUD · not real money

PLAY MONEY
$3
AUD · not real money

PLAY MONEY
$5
AUD · not real money

Use tokens or written totals instead of cutting. Reuse the notes between turns; prices are in dollars for this pretend shop.

AGES 6–12 · GROUP / MOVEMENT OPTION

Pizza Shop Order Challenge

Name / chosen name: _____

With an adult-approved route, find examples of these ideas in the room or in pictures. Move calmly with a partner, or use a seated picture hunt. Do not leave the activity area. A missing item is a valid finding.

Find or imagine	Draw / describe
Something useful for pizza day	
A way two people could take turns	
A tool for creating	
A quiet activity choice	
A helpful action	
A group idea	

1. One discovery to share

AGES 6–12

Invent a Pizza

Name / chosen name: _____

Draw, write, speak or use a fictional example. You may choose fewer prompts or pass.

1. My invented pizza name

2. Three pretend toppings

3. How I would label equal slices

4. A creative menu description