AGES 6–10

Pancake Day Coloring Together

Name / chosen name: _____

Choose your own colors or patterns. Coloring, pointing or talking about the scene are all welcome.

AGES 6–10

Pancake Day Coloring Creative Scene

Name / chosen name: _____

Choose your own colors or patterns. Coloring, pointing or talking about the scene are all welcome.

AGES 6–10

Pancake Day Coloring Discovery Scene

Name / chosen name: _____

Choose your own colors or patterns. Coloring, pointing or talking about the scene are all welcome.

AGES 6–12

Design a Pancake Stack

Name / chosen name: _____

Design a pretend pancake stack. Add drawn toppings, labels or patterns; no cooking or food is needed.

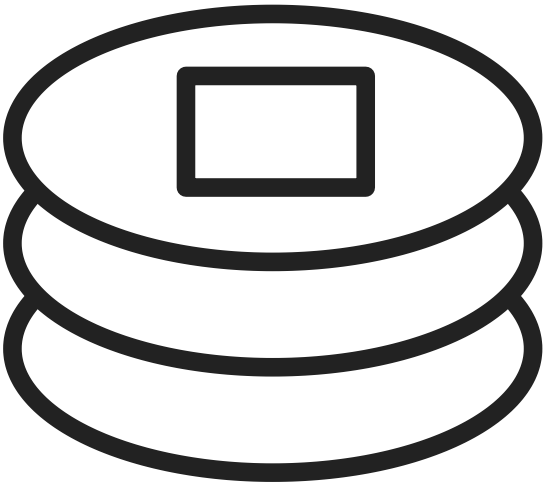

1. My stack name

_____

_____

2. Three topping ideas

_____

_____

3. How I would share my pretend stack

_____

_____

AGES 6–12

Pancake Day Maze

Name / chosen name: _____

Find a route through the pancake day puzzle. Begin at the left entry and finish at the bottom-right exit. Trace with a pencil, point or give a partner directions.

START →

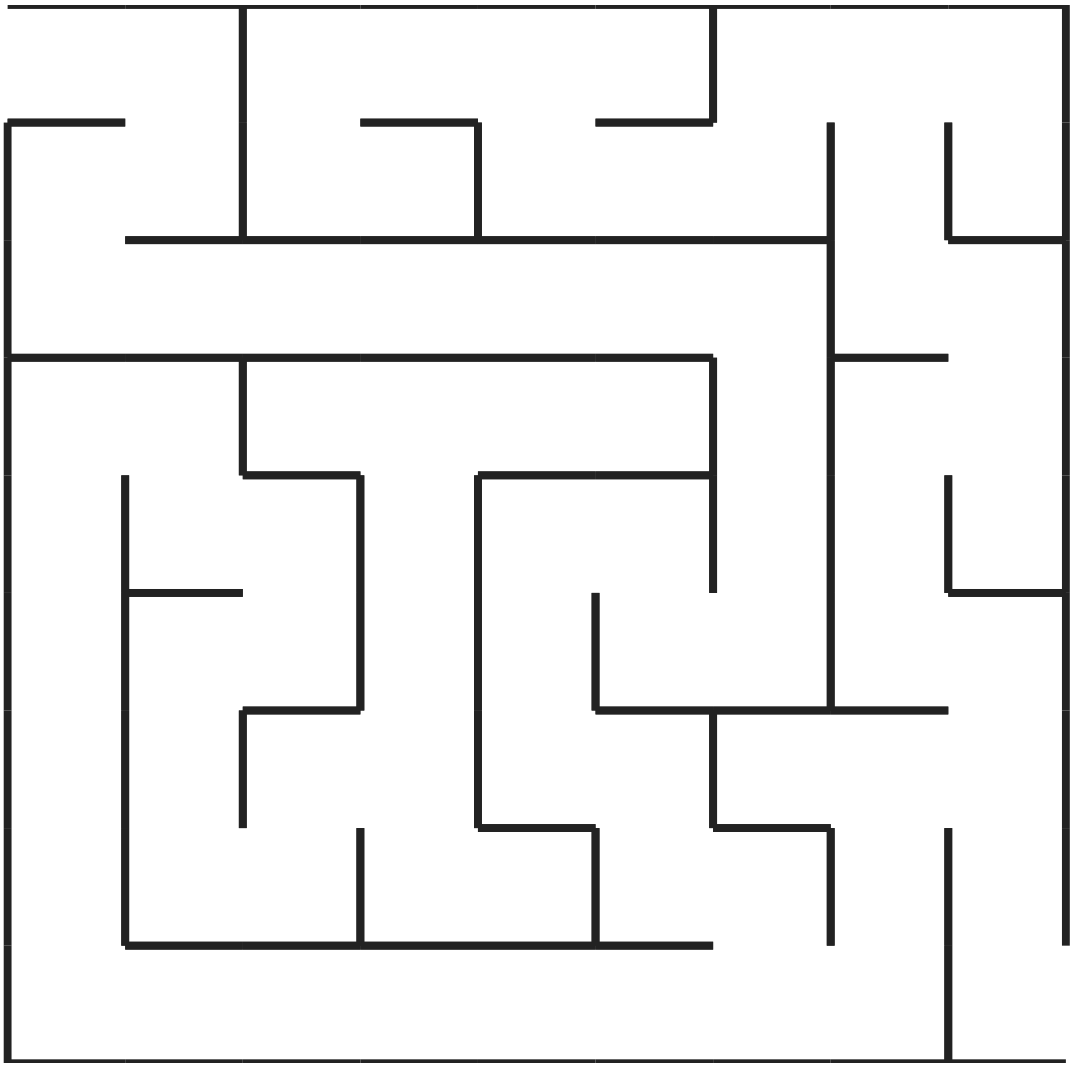

FINISH →

1. A strategy I used

AGES 6–12

Pancake Day I Spy

Name / chosen name: _____

Count only complete icons inside the activity box. Each icon counts once. The pictures are an exact puzzle scene; do not count decorations elsewhere.

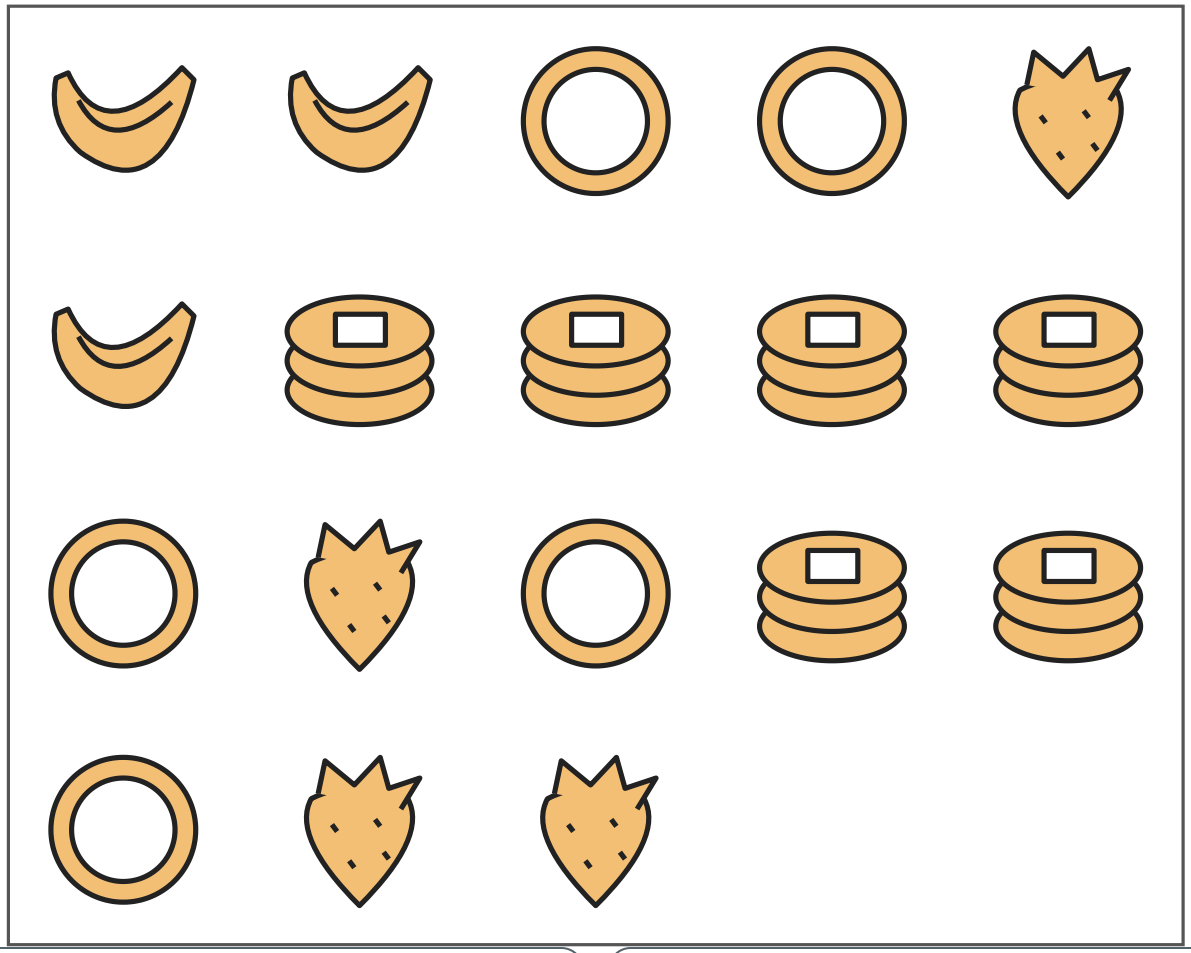

pancakes: _____

strawberries: _____

bananas: _____

plates: _____

1. My checking strategy

AGES 8–12

Pancake Day Word Search

Name / chosen name: _____

Find the words in the bank. Words can run forwards, backwards, up, down or diagonally.

E	Y	U	C	N	T	O	P	P	I	N	G	F	Z
U	T	I	U	R	F	A	L	B	T	L	T	F	V
G	H	Z	J	J	W	J	L	F	Y	R	U	Z	U
H	P	K	M	D	T	I	L	S	U	J	A	D	S
Q	U	A	N	R	U	P	H	A	A	Q	T	Z	T
P	F	X	K	M	C	G	E	N	G	L	L	Q	F
A	R	O	N	H	V	J	L	N	E	F	G	B	P
N	D	N	U	O	R	Y	G	D	R	L	E	D	O
C	U	Q	W	A	E	N	A	D	A	I	T	V	Q
A	P	D	P	E	Z	G	J	C	H	P	A	F	B
K	G	Z	B	D	K	C	A	T	S	P	L	L	C
E	L	L	S	F	E	F	E	Y	W	I	P	F	A
Z	S	O	T	I	C	B	H	M	I	X	P	U	F
X	U	O	Q	U	K	A	I	B	N	M	R	O	E

PANCAKE · STACK · TOPPING · ROUND · PLATE · MIX · FLIP · FRUIT · SHARE · CAFE

1. Choose one word and explain or draw it

AGES 6–12

Pancake Topping Survey

Name / chosen name: _____

Ask up to six willing participants to choose an imaginary pancake topping. Pointing or fictional answers are welcome; no food or tasting is needed.

Options: fruit pattern · chocolate pattern · flower pattern

Participant number	Chosen pattern
1	
2	
3	
4	
5	
6	

1. Tally each pattern

2. Which was chosen most, or was there a tie?

3. Total responses collected

AGES 6–12 · GROUP / MOVEMENT OPTION

Pancake Topping Survey

Name / chosen name: _____

With an adult-approved route, find examples of these ideas in the room or in pictures. Move calmly with a partner, or use a seated picture hunt. Do not leave the activity area. A missing item is a valid finding.

Find or imagine	Draw / describe
Something useful for pancake day	
A way two people could take turns	
A tool for creating	
A quiet activity choice	
A helpful action	
A group idea	

1. One discovery to share

AGES 6–12

My Pancake Cafe

Name / chosen name: _____

Draw, write, speak or use a fictional example. You may choose fewer prompts or pass.

1. My imaginary cafe name

2. A special pretend stack

3. How guests can choose different options

4. A short welcome message