AGES 6–10

# Pancake Day Colouring Together

Name / chosen name: _____

Choose your own colours or patterns. Colouring, pointing or talking about the scene are all welcome.

AGES 6–10

# Pancake Day Colouring Creative Scene

Name / chosen name: _____

Choose your own colours or patterns. Colouring, pointing or talking about the scene are all welcome.

AGES 6–10

# Pancake Day Colouring Discovery Scene

Name / chosen name: _____

Choose your own colours or patterns. Colouring, pointing or talking about the scene are all welcome.

AGES 6–12

# Design a Pancake Stack

Name / chosen name: _____

Design a pretend pancake stack. Add drawn toppings, labels or patterns; no cooking or food is needed.

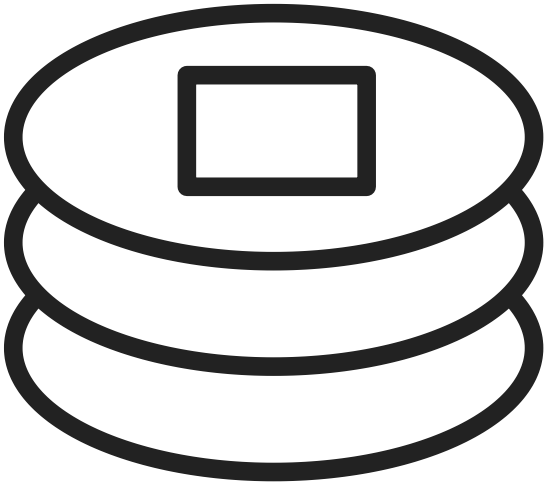

**1. My stack name**

**2. Three topping ideas**

**3. How I would share my pretend stack**

AGES 6–12

# Pancake Day Maze

Name / chosen name: _____

Find a route through the pancake day puzzle. Begin at the left entry and finish at the bottom-right exit. Trace with a pencil, point or give a partner directions.

**START →**

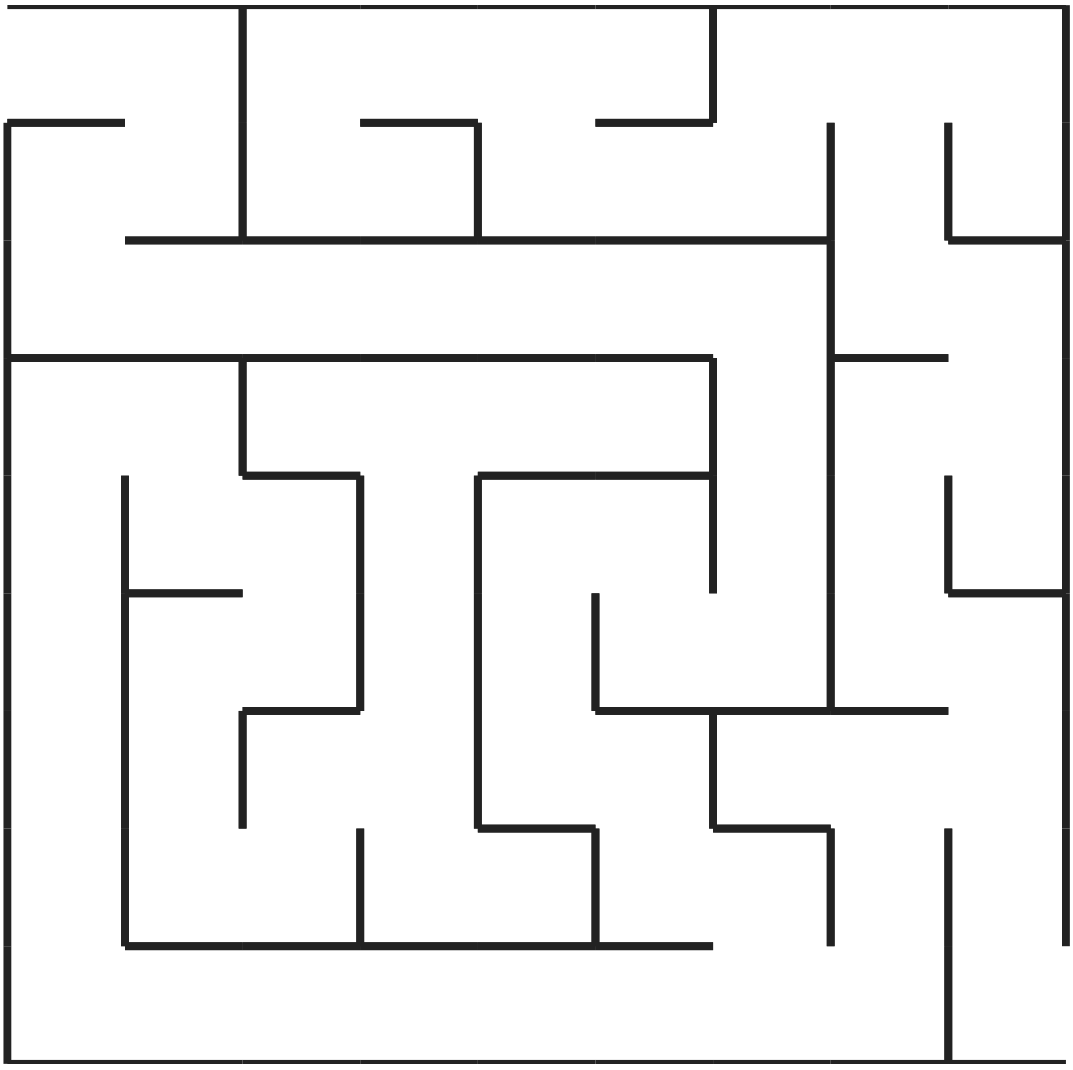

FINISH →

**1. A strategy I used**

AGES 6–12

# Pancake Day I Spy

Name / chosen name: _____

Count only complete icons inside the activity box. Each icon counts once. The pictures are an exact puzzle scene; do not count decorations elsewhere.



**pancakes:** _____

**strawberries:** _____

**bananas:** _____

**plates:** _____

**1. My checking strategy**

AGES 8–12

# Pancake Day Word Search

Name / chosen name: _____

Find the words in the bank. Words can run forwards, backwards, up, down or diagonally.

| | | | | | | | | | | | | | |
|---|---|---|---|---|---|---|---|---|---|---|---|---|---|
| E | Y | U | C | N | T | O | P | P | I | N | G | F | Z |
| U | T | I | U | R | F | A | L | B | T | L | T | F | V |
| G | H | Z | J | J | W | J | L | F | Y | R | U | Z | U |
| H | P | K | M | D | T | I | L | S | U | J | A | D | S |
| Q | U | A | N | R | U | P | H | A | A | Q | T | Z | T |
| P | F | X | K | M | C | G | E | N | G | L | L | Q | F |
| A | R | O | N | H | V | J | L | N | E | F | G | B | P |
| N | D | N | U | O | R | Y | G | D | R | L | E | D | O |
| C | U | Q | W | A | E | N | A | D | A | I | T | V | Q |
| A | P | D | P | E | Z | G | J | C | H | P | A | F | B |
| K | G | Z | B | D | K | C | A | T | S | P | L | L | C |
| E | L | L | S | F | E | F | E | Y | W | I | P | F | A |
| Z | S | O | T | I | C | B | H | M | I | X | P | U | F |
| X | U | O | Q | U | K | A | I | B | N | M | R | O | E |

PANCAKE · STACK · TOPPING · ROUND · PLATE · MIX · FLIP · FRUIT · SHARE · CAFE

**1. Choose one word and explain or draw it**

AGES 6–12

# Pancake Topping Survey

Name / chosen name: _____

Ask up to six willing participants to choose an imaginary pancake topping. Pointing or fictional answers are welcome; no food or tasting is needed.

Options: fruit pattern · chocolate pattern · flower pattern

| Participant number | Chosen pattern |
|---|---|
| 1 | |
| 2 | |
| 3 | |
| 4 | |
| 5 | |
| 6 | |

**1. Tally each pattern**

**2. Which was chosen most, or was there a tie?**

**3. Total responses collected**

AGES 6–12 · GROUP / MOVEMENT OPTION

# Pancake Topping Survey

Name / chosen name: _____

With an adult-approved route, find examples of these ideas in the room or in pictures. Move calmly with a partner, or use a seated picture hunt. Do not leave the activity area. A missing item is a valid finding.

| Find or imagine | Draw / describe |
|---|---|
| Something useful for pancake day | |
| A way two people could take turns | |
| A tool for creating | |
| A quiet activity choice | |
| A helpful action | |
| A group idea | |

**1. One discovery to share**

AGES 6–12

# My Pancake Cafe

Name / chosen name: _____

Draw, write, speak or use a fictional example. You may choose fewer prompts or pass.

**1. My imaginary cafe name**

**2. A special pretend stack**

**3. How guests can choose different options**

**4. A short welcome message**