AGES 6–10

Music Day Colouring Together

Name / chosen name: _____

Choose your own colours or patterns. Colouring, pointing or talking about the scene are all welcome.

AGES 6–12

Design an Instrument

Name / chosen name: _____

Invent an instrument on paper. Explain how a player might make a sound or use a quiet rhythm pattern. Building and playing are optional.

1. Instrument name

2. How it might make sound

3. A quiet way to join the music activity

AGES 6–12

Music Day Maze

Name / chosen name: _____

Find a route through the music day puzzle. Begin at the left entry and finish at the bottom-right exit. Trace with a pencil, point or give a partner directions.

START →

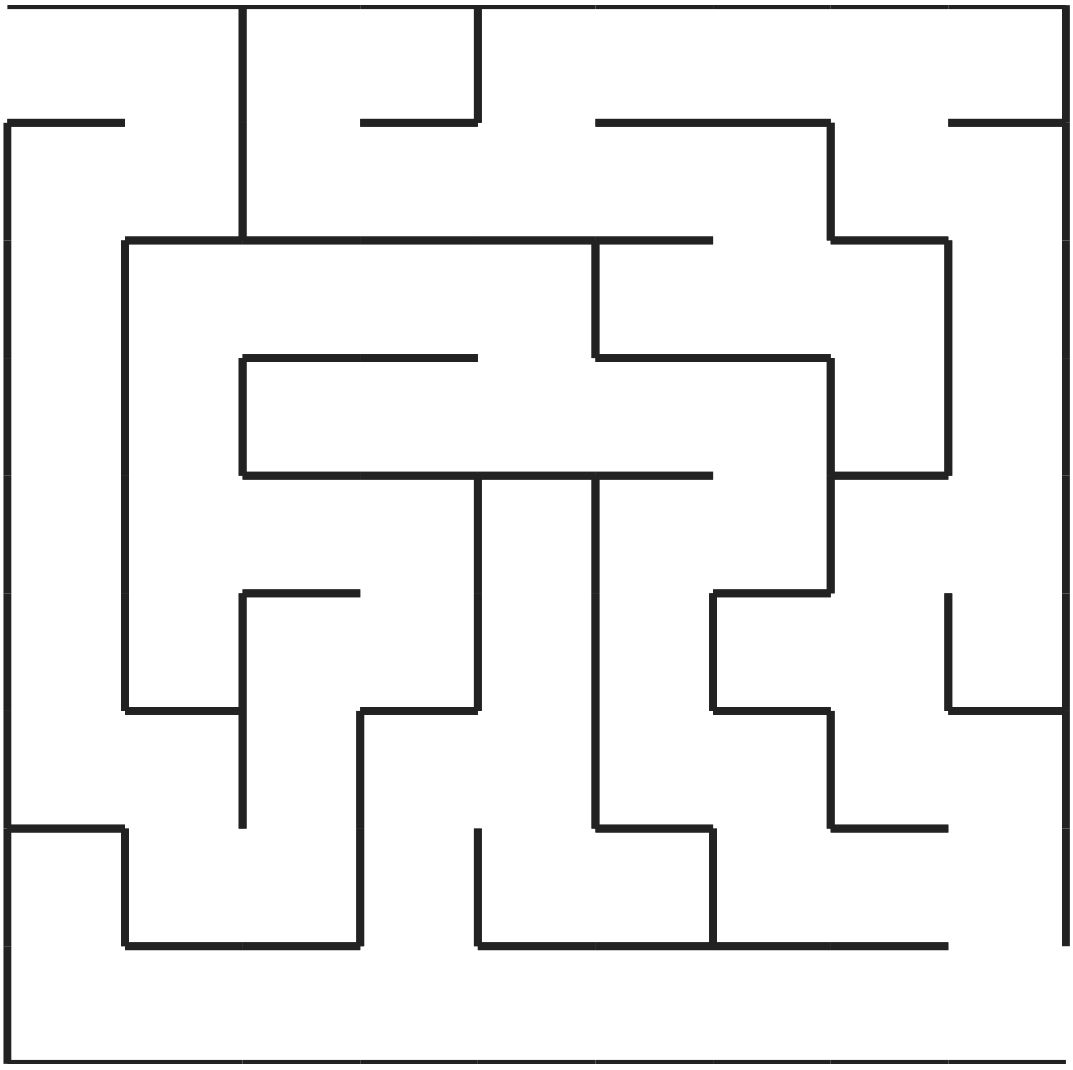

FINISH →

1. A strategy I used

AGES 6–12

Music Day I Spy

Name / chosen name: _____

Count only complete icons inside the activity box. Each icon counts once. The pictures are an exact puzzle scene; do not count decorations elsewhere.

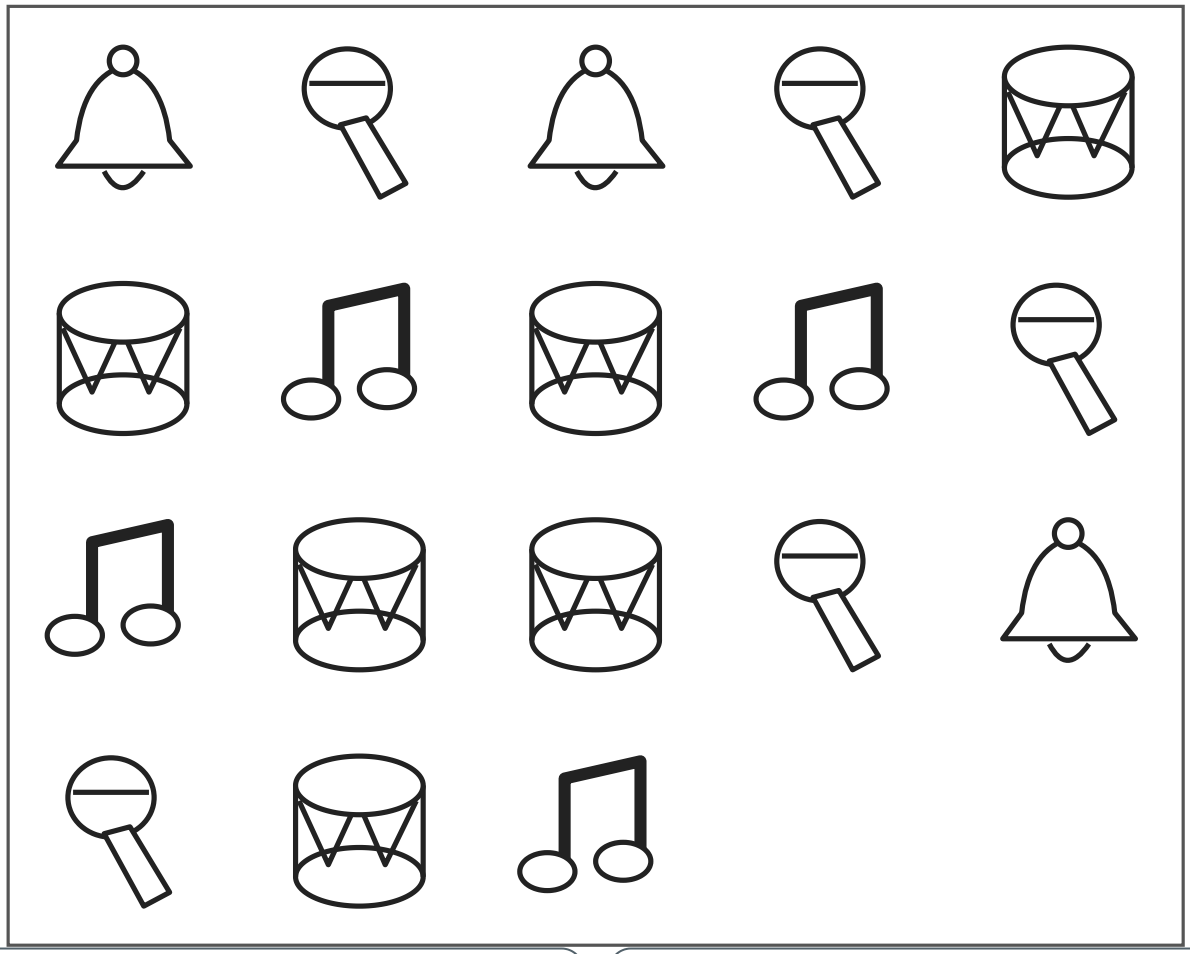

drums: _____

musical notes: _____

bells: _____

shakers: _____

1. My checking strategy

AGES 8–12

Music Day Word Search

Name / chosen name: _____

Find the words in the bank. Words can run forwards, backwards, up, down or diagonally.

G	X	Y	Q	P	F	T	H	C	H	T	A	E	B
M	B	D	O	M	U	S	I	C	D	Q	J	O	V
F	A	R	U	Q	U	V	O	B	T	J	B	U	V
C	M	U	A	Y	L	W	V	U	S	P	S	R	D
Z	U	M	D	B	D	I	R	W	N	U	P	D	V
O	O	U	N	A	M	B	Q	A	D	D	G	I	Y
Z	F	C	A	T	F	M	C	R	E	A	T	E	P
A	I	O	B	E	R	A	T	D	M	N	O	K	B
I	F	B	D	I	D	S	A	L	H	E	R	F	C
B	T	N	S	U	D	T	Q	T	T	T	M	J	W
T	A	Y	C	Q	J	Y	A	U	Y	S	P	R	P
N	M	Y	L	O	V	Y	X	G	H	I	Q	C	L
P	K	G	P	Y	F	O	B	V	R	L	O	A	A
T	M	J	U	Y	C	V	T	W	M	T	F	R	Y

MUSIC · BEAT · RHYTHM · DRUM · SOUND · LISTEN · BAND · PLAY · QUIET · CREATE

1. Choose one word and explain or draw it

AGES 6–12

Rhythm Pattern Partner Cards

Name / chosen name: _____

Read each pattern from left to right. Take turns pointing, tapping softly or imagining a sound. “Rest” means leave a silent beat. Keep the pace steady and choose a quiet role if preferred.

tap · rest · tap · rest

tap · tap · rest · tap

rest · tap · tap · rest

tap · rest · rest · tap

1. Our invented four-beat pattern

2. How we kept it comfortable for everyone

AGES 6–12

Design Our Band

Name / chosen name: _____

Draw, write, speak or use a fictional example. You may choose fewer prompts or pass.

1. Our imaginary band name

2. Instruments or quiet roles

3. A four-beat pattern

4. How everyone can choose a comfortable role

AGES 6–12 · COMPACT KEY

Music Day Mini Pack Answers

Name / chosen name: _____

Maze

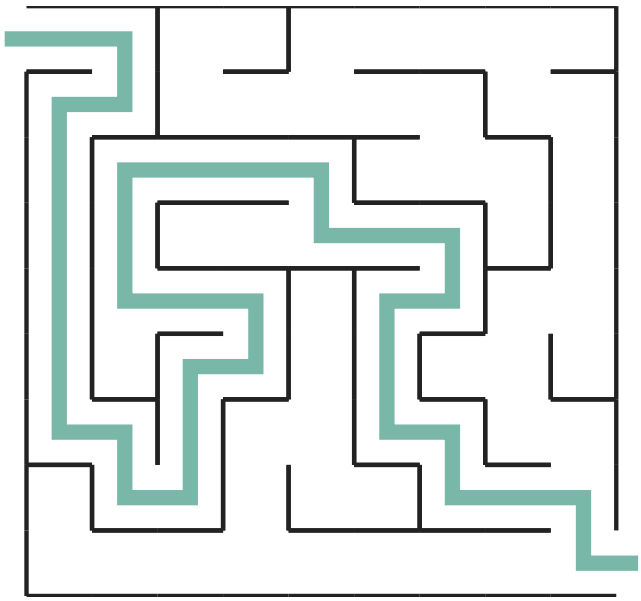

Word search

G	X	Y	Q	P	F	T	H	C	H	T	A	E	B
M	B	D	O	M	U	S	I	C	D	Q	J	O	V
F	A	R	U	Q	U	V	O	B	T	J	B	U	V
C	M	U	A	Y	L	W	V	U	S	P	S	R	D
Z	U	M	D	B	D	I	R	W	N	U	P	D	V
O	O	U	N	A	M	B	Q	A	D	D	G	I	Y
Z	F	C	A	T	F	M	C	R	E	A	T	E	P
A	I	O	B	E	R	A	T	D	M	N	O	K	B
I	F	B	D	I	D	S	A	L	H	E	R	F	C
B	T	N	S	U	D	T	Q	T	T	T	M	J	W
T	A	Y	C	Q	J	Y	A	U	Y	S	P	R	P
N	M	Y	L	O	V	Y	X	G	H	I	Q	C	L
P	K	G	P	Y	F	O	B	V	R	L	O	A	A
T	M	J	U	Y	C	V	T	W	M	T	F	R	Y

I Spy

drums: 6 · musical notes: 4 · bells: 3 · shakers: 5

Design / partner activity

Answers vary. Look for an original idea, a relevant example and a clear explanation. Drawing, pointing, speaking, a partner scribe and fictional examples are valid. Personal disclosure is optional.

Open-ended pages

Accept relevant original ideas, drawings, spoken responses and fictional examples. Offer a seated, quiet or partner option. No personal disclosure is required.