AGES 6–10

Someone Special to Me — Gardening

Name / chosen name: _____

Choose your own colours or patterns. Colouring, pointing or talking about the scene are all welcome.

AGES 6–10

Someone Special to Me — Reading

Name / chosen name: _____

Choose your own colours or patterns. Colouring, pointing or talking about the scene are all welcome.



AGES 6–10

Someone Special to Me — Playing Together

Name / chosen name: _____

Choose your own colours or patterns. Colouring, pointing or talking about the scene are all welcome.

AGES 6–12

Someone Special Memory Frame

Name / chosen name: _____

Draw a memory or imaginary story with someone special: an older relative, trusted family friend or other trusted older adult. You may pass.

1. Our real or imagined moment

2. A detail I want to remember

AGES 6–12

Grandparents Day Maze

Name / chosen name: _____

Find a route through the grandparents day & someone special puzzle. Begin at the left entry and finish at the bottom-right exit. Trace with a pencil, point or give a partner directions.

START →

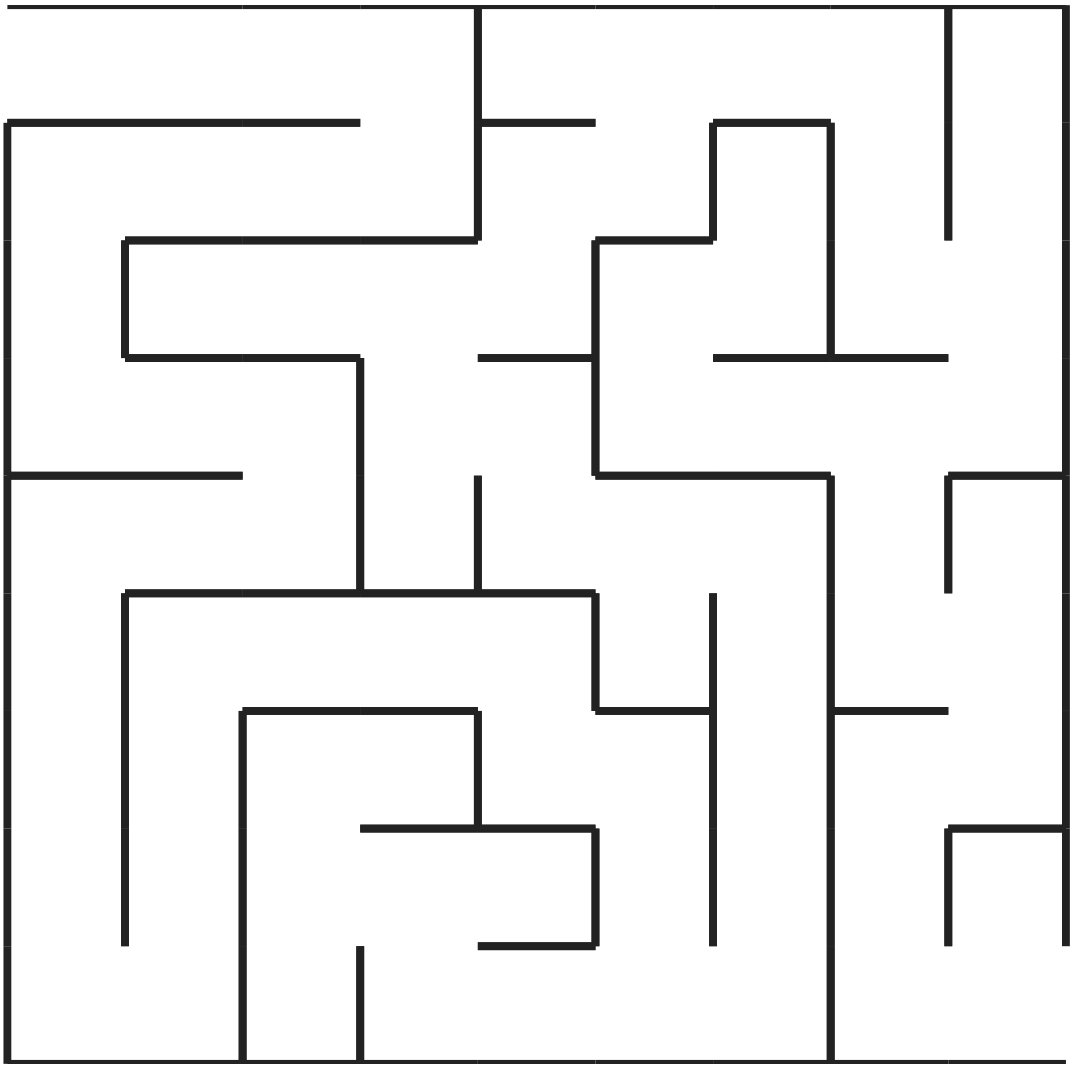

FINISH →

1. A strategy I used

_____

AGES 6–12

Grandparents Day I Spy

Name / chosen name: _____

Count only complete icons inside the activity box. Each icon counts once. The pictures are an exact puzzle scene; do not count decorations elsewhere.



books: _____

potted plants: _____

hearts: _____

balls: _____

1. My checking strategy

AGES 8–12

Grandparents Day Word Search

Name / chosen name: _____

Find the words in the bank. Words can run forwards, backwards, up, down or diagonally.

X	G	Z	K	I	A	S	A	L	R	E	A	D	W
P	T	D	G	B	X	C	H	U	U	O	U	R	E
E	R	U	G	N	E	D	R	A	G	B	D	G	L
S	G	N	G	A	B	J	O	M	R	K	O	X	I
I	J	R	N	T	M	P	I	O	E	E	J	D	S
P	E	A	C	Y	B	E	S	I	H	M	S	N	T
S	H	E	B	M	V	Y	V	Q	X	X	O	U	E
W	P	L	C	N	I	C	K	L	N	W	U	R	N
W	Z	E	M	K	A	C	D	N	F	N	I	K	Y
I	A	U	C	D	B	M	U	V	T	O	P	X	Y
J	O	A	C	I	A	D	R	E	R	A	C	U	X
F	E	H	B	O	A	E	D	L	P	J	T	B	O
I	K	E	S	P	Q	L	K	K	M	Q	V	A	B
W	G	V	E	G	Z	Y	R	O	T	S	U	F	D

STORY · MEMORY · SHARE · LEARN · GARDEN · READ · LISTEN · GAME · SPECIAL · CARE

1. Choose one word and explain or draw it

AGES 6–12

Interview Someone Special

Name / chosen name: _____

Invite a trusted older adult with their permission, or use an imaginary interview. Do not record names, ages or private family information. Passing is welcome.

1. What games did you enjoy when you were young?

2. What was school like in your experience?

3. What music did you enjoy?

4. A memory you choose to share

5. Advice you would like to offer

One person’s memories do not describe every childhood or community.

AGES 6–12 · GROUP / MOVEMENT OPTION

Interview Someone Special

Name / chosen name: _____

With an adult-approved route, find examples of these ideas in the room or in pictures. Move calmly with a partner, or use a seated picture hunt. Do not leave the activity area. A missing item is a valid finding.

Find or imagine	Draw / describe
Something useful for grandparents day & someone special	
A way two people could take turns	
A tool for creating	
A quiet activity choice	
A helpful action	
A group idea	

1. One discovery to share

AGES 6–12

Then and Now

Name / chosen name: _____

Draw, write, speak or use a fictional example. You may choose fewer prompts or pass.

1. Something from one person's memories

2. An example today

3. What changed or stayed similar

4. A question I would ask another source