AGES 6–10

Friendship Day Colouring Together

Name / chosen name: _____

Choose your own colours or patterns. Colouring, pointing or talking about the scene are all welcome.

AGES 6–10

Friendship Day Colouring Creative Scene

Name / chosen name: _____

Choose your own colours or patterns. Colouring, pointing or talking about the scene are all welcome.

AGES 6–10

Friendship Day Colouring Discovery Scene

Name / chosen name: _____

Choose your own colours or patterns. Colouring, pointing or talking about the scene are all welcome.



AGES 6–12

Friendship Recipe

Name / chosen name: _____

Write an imaginary recipe using actions, not real food. Example: two cups of kindness, three spoonfuls of laughter and a helping of listening.

1. My recipe name

2. Three friendship ingredients and amounts

3. How to combine our helpful actions

AGES 6–12

Friendship Day Maze

Name / chosen name: _____

Find a route through the friendship day puzzle. Begin at the left entry and finish at the bottom-right exit. Trace with a pencil, point or give a partner directions.

START →

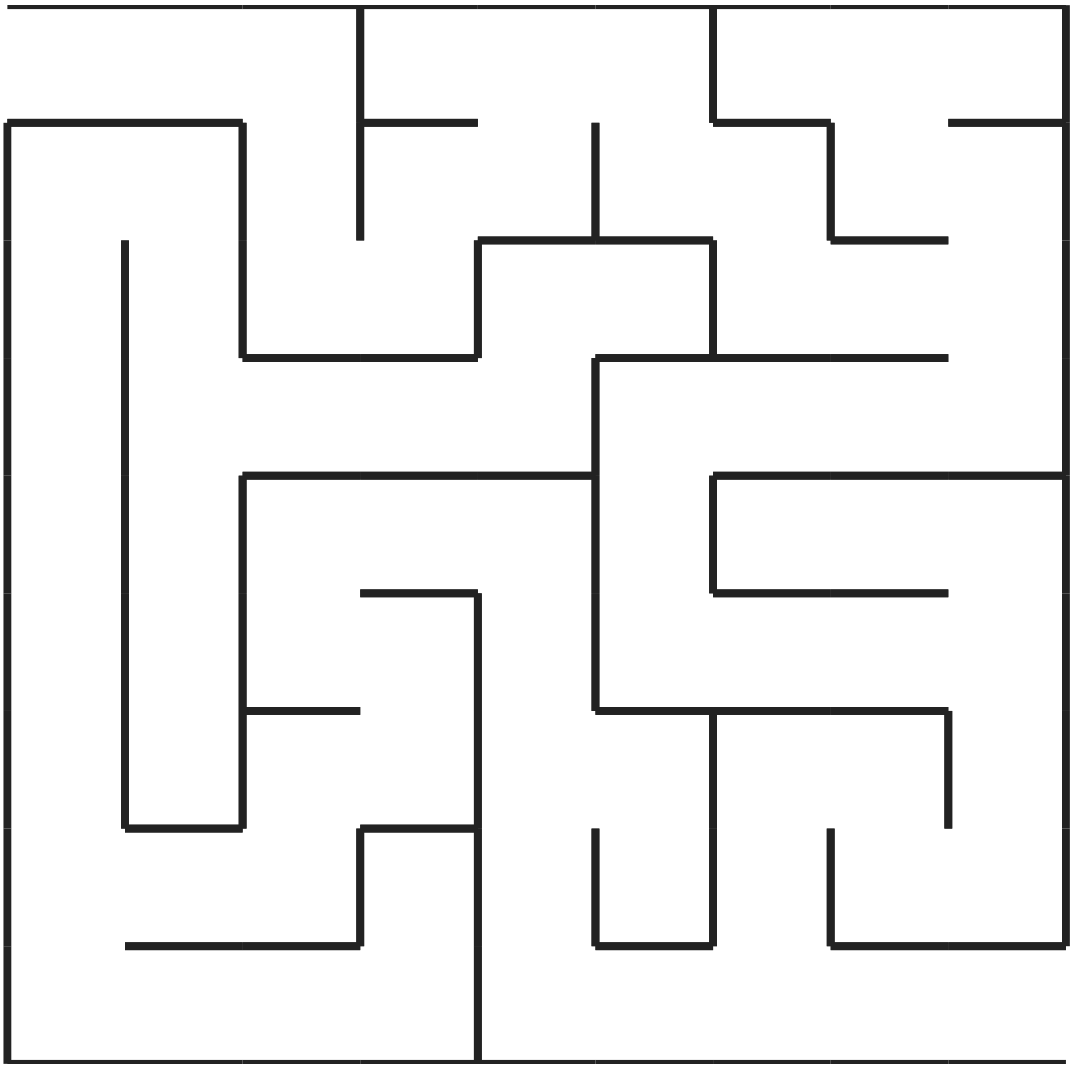

FINISH →

1. A strategy I used

AGES 6–12

Friendship Day I Spy

Name / chosen name: _____

Count only complete icons inside the activity box. Each icon counts once. The pictures are an exact puzzle scene; do not count decorations elsewhere.



hearts: _____

balls: _____

books: _____

stars: _____

1. My checking strategy

AGES 8–12

Friendship Day Word Search

Name / chosen name: _____

Find the words in the bank. Words can run forwards, backwards, up, down or diagonally.

H	L	O	M	X	G	Z	H	Q	I	U	G	Q	E
N	G	Z	N	P	P	R	C	Z	N	X	Z	E	R
L	P	A	L	Y	Q	U	S	G	C	J	S	W	D
S	C	A	L	F	L	A	O	N	L	Q	P	S	N
K	Y	T	I	F	W	X	V	W	U	S	L	H	I
X	S	Q	S	E	F	E	V	U	D	X	E	O	K
T	M	K	T	B	G	W	H	N	E	N	H	C	D
F	R	V	E	E	O	B	H	C	D	K	X	A	N
O	L	U	N	Y	R	R	F	N	O	R	W	R	V
W	R	H	S	N	H	A	E	Y	K	F	W	E	Z
N	N	X	G	T	Q	I	H	T	J	F	O	Z	V
A	D	K	A	U	R	J	V	S	T	V	V	V	B
H	Z	H	J	F	A	V	T	O	L	V	J	I	C
D	S	I	D	L	G	L	G	Z	X	A	T	Z	J

FRIEND · KIND · LISTEN · SHARE · HELP · INCLUDE · LAUGH · PLAY · TRUST · CARE

1. Choose one word and explain or draw it

AGES 6–12

Friendship Interview

Name / chosen name: _____

Ask permission to interview a partner, use a puppet or make up two fictional characters. Anyone may pass. Compare interests without collecting private details.

1. Favourite game or quiet activity

2. Favourite animal or creature

3. Something you are good at

4. Something you would like to learn

Two shared interests

Two different interests

AGES 6–12

What Makes a Good Friend

Name / chosen name: _____

Draw, write, speak or use a fictional example. You may choose fewer prompts or pass.

1. Three helpful friendship qualities

2. Another quality I would add

3. A fictional example of including someone

4. How to respect a person who says no

AGES 6–12

Friendship Challenge Cards

Name / chosen name: _____

Choose an optional challenge. Ask permission and respect a no. You can draw a fictional example instead. Discuss what made the action respectful.

Help with permission

My real or imagined example:

_____

_____

Say thank you

My real or imagined example:

_____

_____

Invite someone

My real or imagined example:

_____

_____

Listen carefully

My real or imagined example:

_____

_____

Share materials

My real or imagined example:

_____

_____

Encourage a try

My real or imagined example:

_____

_____

AGES 6–12

Paper Friendship Bracelets

Name / chosen name: _____

Design loose paper wristbands with repeated patterns and helpful messages. Join ends with tape; do not tighten around a wrist. An adult can support cutting. Use the flat strips as bookmarks instead if preferred.

Pattern 1

Pattern 2

_____

Pattern 3

_____

Pattern 4

_____

Pattern 5

_____

_____

AGES 6–12

Friendship Picture Bingo

Name / chosen name: _____

Card 1 · Choose a caller. Call one item from the reference below. Cover or mark matching spaces; three in a row wins. Passing or fictional examples are welcome.

speech bubbles	bottles	books
faces	puzzle pieces	pencils
circles	hearts	potted plants

Calling reference: hearts · balls · books · stars · pencils · potted plants · puzzle pieces · bottles · teddys · faces · speech bubbles · flowers · musical notes · circles · diamonds · shakers

Use tokens, pencil marks, pointing or a partner. No private information or completed personal acts are required to win.

AGES 6–12

Friendship Picture Bingo

Name / chosen name: _____

Card 2 · Choose a caller. Call one item from the reference below. Cover or mark matching spaces; three in a row wins. Passing or fictional examples are welcome.

teddys	balls	faces
bottles	books	 speech bubbles
stars	 circles	musical notes

Calling reference: hearts · balls · books · stars · pencils · potted plants · puzzle pieces · bottles · teddys · faces · speech bubbles · flowers · musical notes · circles · diamonds · shakers

Use tokens, pencil marks, pointing or a partner. No private information or completed personal acts are required to win.

AGES 6–12

Friendship Picture Bingo

Name / chosen name: _____

Card 3 · Choose a caller. Call one item from the reference below. Cover or mark matching spaces; three in a row wins. Passing or fictional examples are welcome.

stars	potted plants	bottles
balls	faces	flowers
hearts	books	speech bubbles

Calling reference: hearts · balls · books · stars · pencils · potted plants · puzzle pieces · bottles · teddys · faces · speech bubbles · flowers · musical notes · circles · diamonds · shakers

Use tokens, pencil marks, pointing or a partner. No private information or completed personal acts are required to win.

AGES 6–12

Friendship Picture Bingo

Name / chosen name: _____

Card 4 · Choose a caller. Call one item from the reference below. Cover or mark matching spaces; three in a row wins. Passing or fictional examples are welcome.

faces	balls	stars
hearts	books	circles
musical notes	speech bubbles	bottles

Calling reference: hearts · balls · books · stars · pencils · potted plants · puzzle pieces · bottles · teddys · faces · speech bubbles · flowers · musical notes · circles · diamonds · shakers

Use tokens, pencil marks, pointing or a partner. No private information or completed personal acts are required to win.

AGES 6–12

Friendship Picture Bingo

Name / chosen name: _____

Card 5 · Choose a caller. Call one item from the reference below. Cover or mark matching spaces; three in a row wins. Passing or fictional examples are welcome.

balls	potted plants	puzzle pieces
stars	speech bubbles	bottles
musical notes	pencils	teddys

Calling reference: hearts · balls · books · stars · pencils · potted plants · puzzle pieces · bottles · teddys · faces · speech bubbles · flowers · musical notes · circles · diamonds · shakers

Use tokens, pencil marks, pointing or a partner. No private information or completed personal acts are required to win.

AGES 6–12

Friendship Picture Bingo

Name / chosen name: _____

Card 6 · Choose a caller. Call one item from the reference below. Cover or mark matching spaces; three in a row wins. Passing or fictional examples are welcome.

potted plants	musical notes	circles
speech bubbles	stars	flowers
puzzle pieces	faces	teddys

Calling reference: hearts · balls · books · stars · pencils · potted plants · puzzle pieces · bottles · teddys · faces · speech bubbles · flowers · musical notes · circles · diamonds · shakers

Use tokens, pencil marks, pointing or a partner. No private information or completed personal acts are required to win.

AGES 6–12

Friendship Bookmarks

Name / chosen name: _____

Decorate the three bookmarks with original pictures and messages. Cut with adult support, or use the whole sheet as a reading reminder.

A helpful message



A shared story

An original picture



AGES 6–12

Welcome to Our Game Cards

Name / chosen name: _____

Make invitations to an imaginary or adult-approved game. Include choices about roles and joining. Do not collect addresses or private contact information.

Invitation 1

1. Our game

_____

_____

2. How to join or choose a quiet role

_____

_____

3. How to say no or take a break

_____

_____

Invitation 2

1. Our game

_____

_____

2. How to join or choose a quiet role

_____

_____

3. How to say no or take a break

_____

_____

AGES 6–12

Our Friendship Display

Name / chosen name: _____

Group display centre: decorate the message and add original pictures. Attach participants' contributions from the next sheet around this centre.

WE MAKE ROOM FOR EACH OTHER

1. Our group message

AGES 6–12

Our Friendship Display

Name / chosen name: _____

Each willing participant draws or writes one contribution. Cut out the panels with adult support or attach the whole sheet. Spoken contributions can be scribed. Join these around the display centre.

A helpful action

An idea to include

Participants may use imaginary examples or choose a quiet role. No ranking or personal information is needed.

AGES 6–12

Friendship Scavenger Hunt

Name / chosen name: _____

With an adult-approved route, find examples of these ideas in the room or in pictures. Move calmly with a partner, or use a seated picture hunt. Do not leave the activity area. A missing item is a valid finding.

Find or imagine	Draw / describe
Something useful for friendship day	
A way two people could take turns	
A tool for creating	
A quiet activity choice	
A helpful action	
A group idea	

1. One discovery to share

AGES 6–12

Friendship Activity Mat

Name / chosen name: _____

Choose a station alone, with a partner or as a group. Draw, write or dictate. Use original and imaginary examples.

Design a helpful tool

Write a welcoming message

Invent a cooperative game

Draw a quiet way to join

1. One idea we want to try

AGES 6–12

Friendship Conversation Cards

Name / chosen name: _____

Choose a card and talk, draw or write. In a group, pass a card around or take turns with a partner. Take turns listening. Passing and imaginary examples are welcome.

How can we welcome a new idea?

_____

_____

What does taking turns look like?

_____

_____

How can someone join quietly?

_____

_____

How can we respect a no?

_____

_____

Invent a cooperative game.

_____

_____

What could helpful listening look like?

_____

_____

AGES 6–12

Friendship Helper Certificate

Name / chosen name: _____

Recognise a specific helpful contribution. This is not a competition or ranking. A fictional recipient is welcome.

CERTIFICATE OF APPRECIATION

Presented to / chosen name

_____

For the helpful action

_____

_____

A specific example

_____

_____

From: _____

AGES 6–12

Our Cooperative Game Plan

Name / chosen name: _____

Plan an imaginary or adult-approved cooperative game. Choose an achievable shared goal and optional roles. Everyone can pass, observe or join quietly.

1. Our shared goal

2. Materials we would need

3. Roles, including a quiet choice

4. Three steps to try

5. How to check everyone has a choice