AGES 6–10

Donut Day Coloring Together

Name / chosen name: _____

Choose your own colors or patterns. Coloring, pointing or talking about the scene are all welcome.

AGES 6–12

Design Your Own Donut

Name / chosen name: _____

Invent a pretend donut. Choose icing, add drawn toppings and give your design a name. No food is needed.

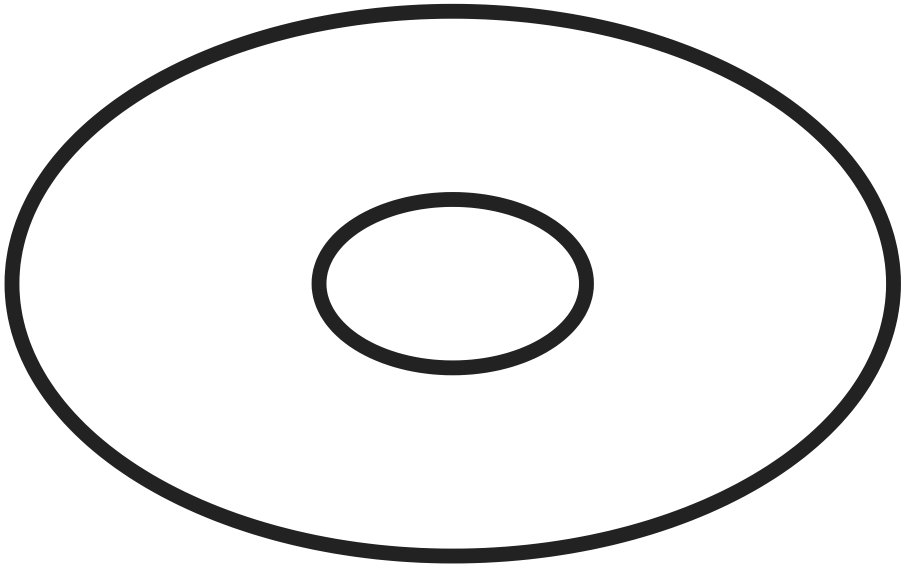

1. My donut is called

2. My icing and toppings

3. One surprising design detail

AGES 6–12

Donut Day Maze

Name / chosen name: _____

Help the imaginary baker reach the tray. Begin at the left entry and finish at the bottom-right exit. Trace with a pencil, point or give a partner directions.

START →

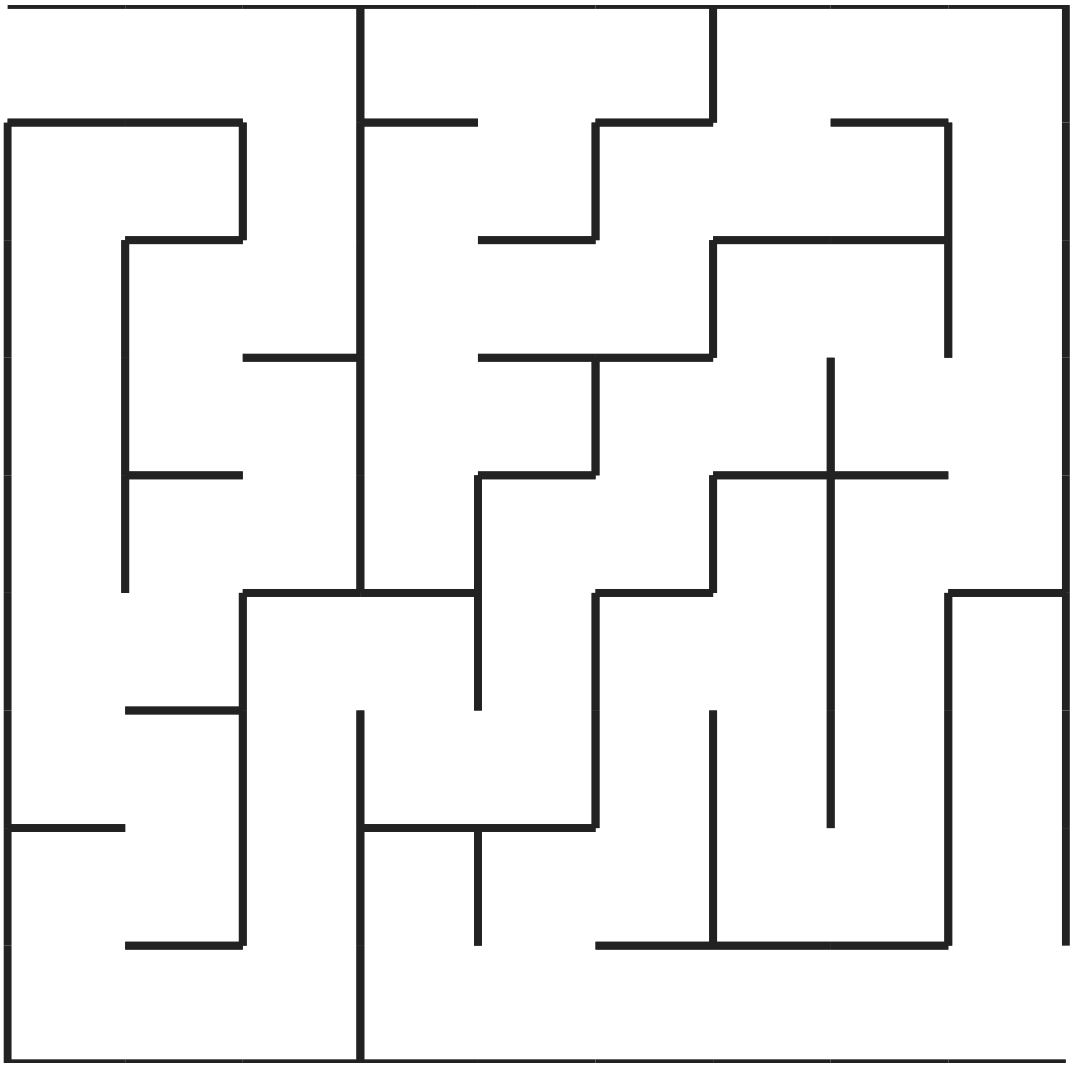

FINISH →

1. A strategy I used

_____

AGES 6–12

Donut Day I Spy

Name / chosen name: _____

Count only complete icons inside the activity box. Each icon counts once. The pictures are an exact puzzle scene; do not count decorations elsewhere.

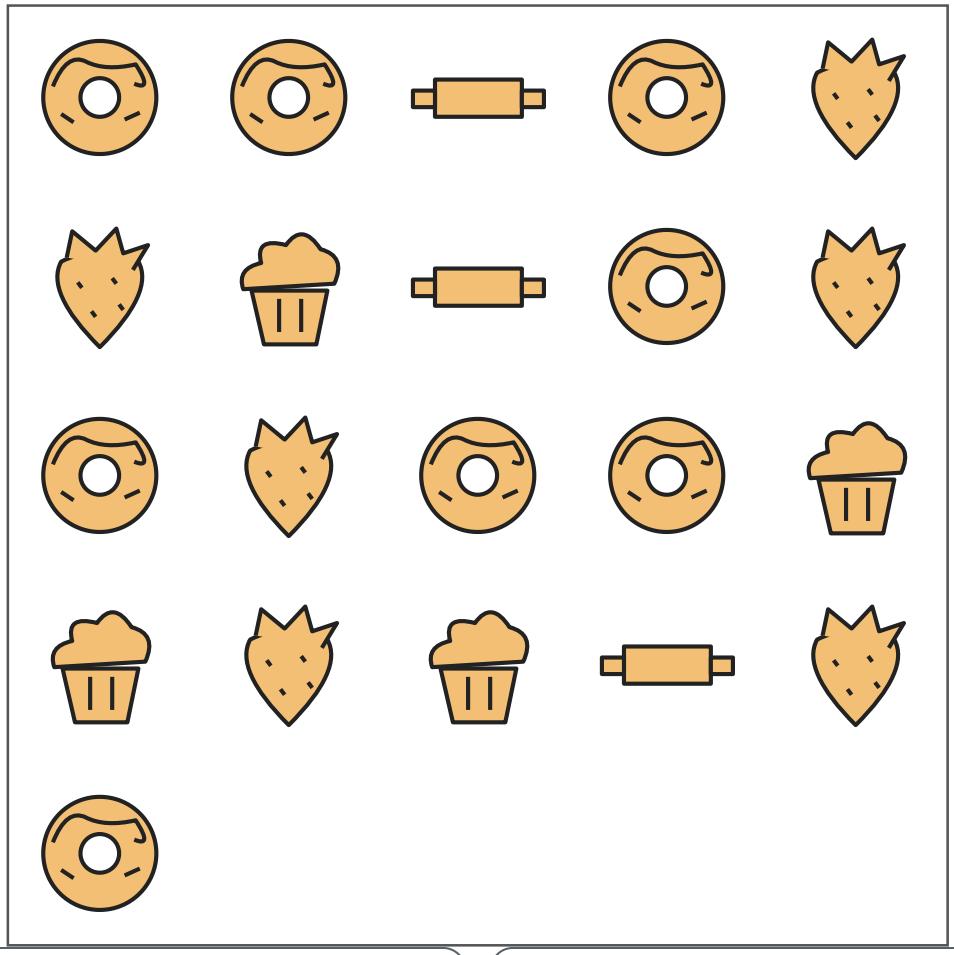

donuts: _____

cupcakes: _____

rolling pins: _____

strawberries: _____

1. My checking strategy

AGES 8–12

Donut Day Word Search

Name / chosen name: _____

Find the words in the bank. Words can run forwards, backwards, up, down or diagonally.

A	G	L	G	O	L	E	X	V	G	X	Q	B	V
C	J	F	H	O	Y	D	V	P	U	N	O	I	X
F	R	X	D	D	X	V	N	O	I	H	I	X	W
F	N	D	C	O	T	G	J	U	U	B	K	C	X
G	N	I	P	P	O	T	D	C	O	W	X	U	I
L	S	I	Z	E	Q	M	Y	M	I	R	I	N	J
G	U	M	D	O	F	Y	V	L	K	E	M	E	X
D	R	E	L	K	N	I	R	P	S	K	U	M	H
U	L	B	Q	B	V	C	H	K	R	A	T	U	F
K	J	M	S	I	S	P	V	D	F	B	G	Z	R
A	T	E	Q	H	H	D	O	N	U	T	Z	D	C
R	H	R	J	K	O	F	H	O	G	I	K	C	W
X	U	K	A	U	P	H	A	X	O	L	M	W	C
Z	A	L	Z	Y	H	C	D	O	Y	I	N	V	E

DONUT · ICING · SPRINKLE · TRAY · BAKER · SHOP · MIX · ROUND · TOPPING · MENU

1. Choose one word and explain or draw it

AGES 6–12

Donut Shop Role Play

Name / chosen name: _____

OUR PRETEND PAPER SHOP

Take turns as customer and shopkeeper. Use drawn food and pretend notes. Read an order card, record the order, add the prices and check any change. Real food and money are not used.

Our pretend menu

Item	Price
Plain paper donut	$1
Patterned paper donut	$2
Invented special paper donut	$3

Customer A: order one $1 item and one $2 item. Pay $3.

Customer B: order one $3 item and one $1 item. Pay $5.

Order / quantity	Total	Paid	Change

PLAY MONEY
$1
USD · not real money

PLAY MONEY
$2
USD · not real money

PLAY MONEY
$3
USD · not real money

PLAY MONEY
$5
USD · not real money

Use tokens or written totals instead of cutting. Reuse the notes between turns; prices are in dollars for this pretend shop.

AGES 6–12

Invent a Donut Flavour

Name / chosen name: _____

Draw, write, speak or use a fictional example. You may choose fewer prompts or pass.

1. My invented flavour name

2. My pretend topping pattern

3. Who might enjoy this imaginary design

4. A silly shop name

AGES 6–12 · COMPACT KEY

Donut Day Mini Pack Answers

Name / chosen name: _____

Maze



Word search

A	G	L	G	O	L	E	X	V	G	X	Q	B	V
C	J	F	H	O	Y	D	V	P	U	N	O	I	X
F	R	X	D	D	X	V	N	O	I	H	I	X	W
F	N	D	C	O	T	G	J	U	U	B	K	C	X
G	N	I	P	P	O	T	D	C	O	W	X	U	I
L	S	I	Z	E	Q	M	Y	M	I	R	I	N	J
G	U	M	D	O	F	Y	V	L	K	E	M	E	X
D	R	E	L	K	N	I	R	P	S	K	U	M	H
U	L	B	Q	B	V	C	H	K	R	A	T	U	F
K	J	M	S	I	S	P	V	D	F	B	G	Z	R
A	T	E	Q	H	H	D	O	N	U	T	Z	D	C
R	H	R	J	K	O	F	H	O	G	I	K	C	W
X	U	K	A	U	P	H	A	X	O	L	M	W	C
Z	A	L	Z	Y	H	C	D	O	Y	I	N	V	E

I Spy

donuts: 8 · cupcakes: 4 · rolling pins: 3 · strawberries: 6

Design / partner activity

Answers vary. Look for an original idea, a relevant example and a clear explanation. Drawing, pointing, speaking, a partner scribe and fictional examples are valid. Personal disclosure is optional.

Customer A: total $3, paid $3, change $0. Customer B: total $4, paid $5, change $1. Written or token totals are valid.

Open-ended pages

Accept relevant original ideas, drawings, spoken responses and fictional examples. Offer a seated, quiet or partner option. No personal disclosure is required.