AGES 6–10

Dinosaur Day Colouring Together

Name / chosen name: _____

Choose your own colours or patterns. Colouring, pointing or talking about the scene are all welcome.

AGES 6–12

Design an Imaginary Dinosaur

Name / chosen name: _____

Invent a fictional dinosaur. It does not represent a real species. Label its invented features and give it an original name.

1. My invented name

2. Two fictional features

3. A real fossil question I would ask a museum

AGES 6–12

Dinosaur Day Maze

Name / chosen name: _____

Find a route through the dinosaur day puzzle. Begin at the left entry and finish at the bottom-right exit. Trace with a pencil, point or give a partner directions.

START →

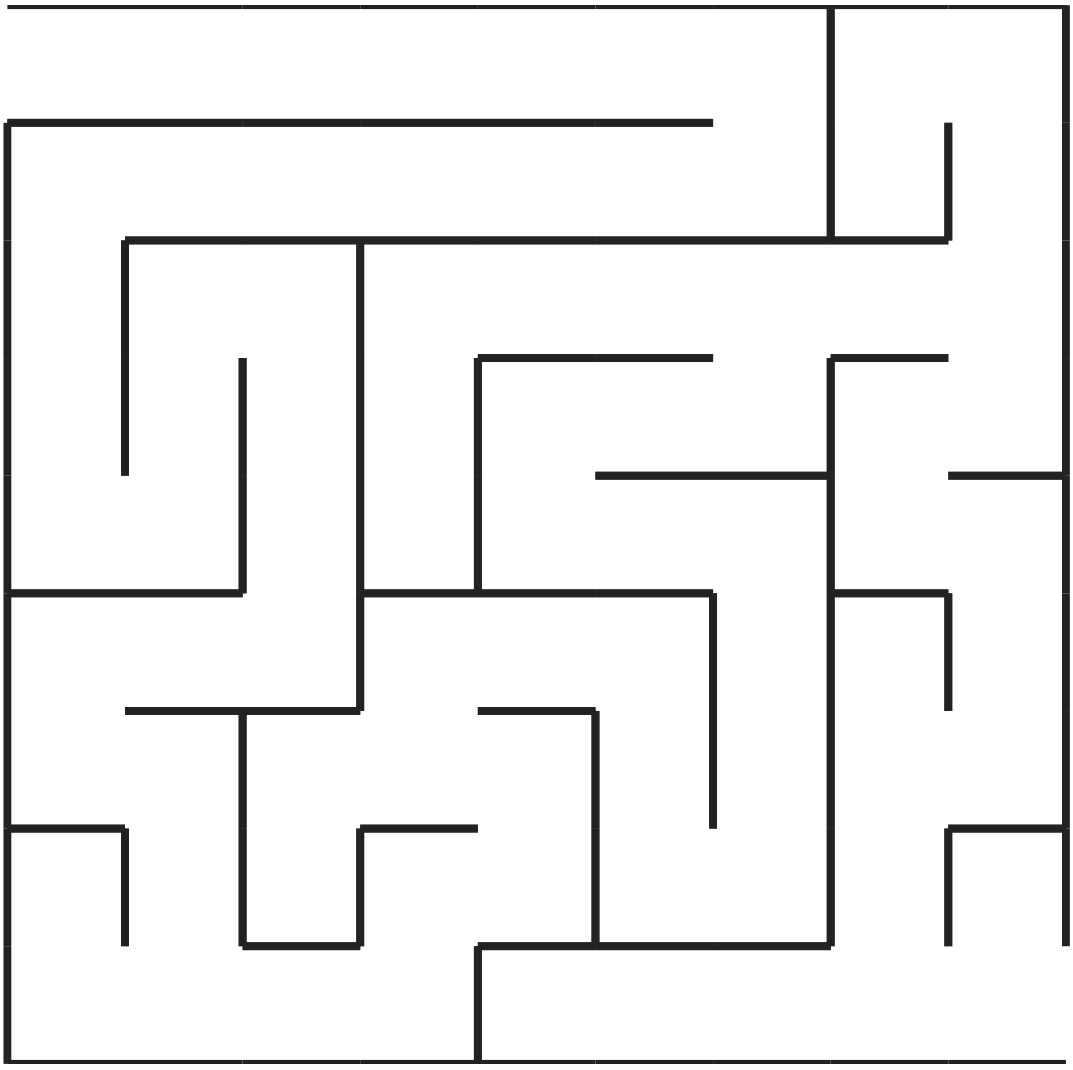

FINISH →

1. A strategy I used

AGES 6–12

Dinosaur Day I Spy

Name / chosen name: _____

Count only complete icons inside the activity box. Each icon counts once. The pictures are an exact puzzle scene; do not count decorations elsewhere.

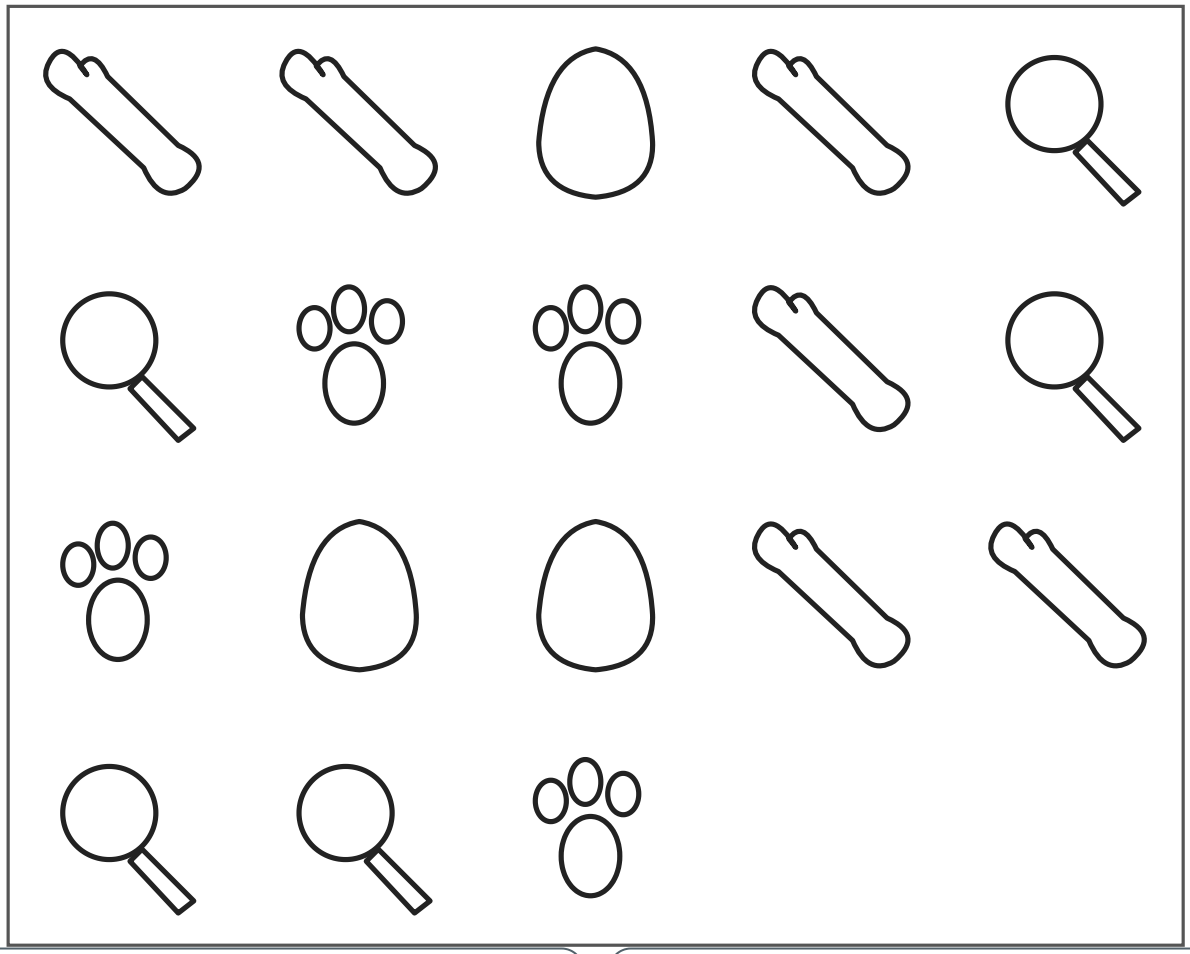

bones: _____

footprint symbols: _____

eggs: _____

magnifiers: _____

1. My checking strategy

AGES 8–12

Dinosaur Day Word Search

Name / chosen name: _____

Find the words in the bank. Words can run forwards, backwards, up, down or diagonally.

C	Z	W	Q	O	A	O	F	E	X	G	I	D	K
A	J	C	R	H	H	B	O	S	J	G	N	U	G
R	L	G	F	B	T	F	Q	E	L	R	M	M	G
N	I	O	P	P	E	H	U	C	N	M	U	J	E
C	F	A	P	H	M	L	U	N	L	W	E	Z	G
F	D	B	Y	U	I	E	V	E	V	J	S	R	V
R	T	L	O	S	W	Y	A	I	Y	Q	U	M	C
Y	Z	U	S	N	E	D	D	C	M	F	M	E	T
V	X	O	V	V	E	V	W	S	R	I	J	V	A
P	F	O	P	M	T	A	W	K	J	O	W	V	O
J	E	N	A	F	Y	R	U	Z	T	U	C	D	D
R	U	J	S	G	F	A	A	B	T	C	Z	K	W
L	L	H	T	L	V	V	L	C	V	B	C	D	Y
B	C	X	R	X	T	K	R	C	K	H	M	E	D

FOSSIL · BONE · EGG · TRACK · DIG · PAST · CLUE · ROCK · MUSEUM · SCIENCE

1. Choose one word and explain or draw it

AGES 6–12

Fossil Clue Partner Game

Name / chosen name: _____

These drawings are clue symbols, not fossils from a named species. Partner A chooses a symbol privately and gives two shape clues; Partner B guesses. Swap roles.



bones

footprint symbols



eggs

magnifiers

1. A clue that helped us

2. A question about real fossils to check in a museum source

Source: https://naturalhistory.si.edu/education/teaching-resources/paleontology

AGES 6–12

My Museum Discovery

Name / chosen name: _____

Draw, write, speak or use a fictional example. You may choose fewer prompts or pass.

1. My museum discovery, real or imagined

2. A clue I noticed

3. A claim I would check in a museum source

4. A difference between fiction and evidence

AGES 6–12 · COMPACT KEY

Dinosaur Day Mini Pack Answers

Name / chosen name: _____

Maze



Word search

C	Z	W	Q	O	A	O	F	E	X	G	I	D	K
A	J	C	R	H	H	B	O	S	J	G	N	U	G
R	L	G	F	B	T	F	Q	E	L	R	M	M	G
N	I	O	P	P	E	H	U	C	N	M	U	J	E
C	F	A	P	H	M	L	U	N	L	W	E	Z	G
F	D	B	Y	U	I	E	V	E	V	J	S	R	V
R	T	L	O	S	W	Y	A	I	Y	Q	U	M	C
Y	Z	U	S	N	E	D	D	C	M	F	M	E	T
V	X	O	V	V	E	V	W	S	R	I	J	V	A
P	F	O	P	M	T	A	W	K	J	O	W	V	O
J	E	N	A	F	Y	R	U	Z	T	U	C	D	D
R	U	J	S	G	F	A	A	B	T	C	Z	K	W
L	L	H	T	L	V	V	L	C	V	B	C	D	Y
B	C	X	R	X	T	K	R	C	K	H	M	E	D

I Spy

bones: 6 · footprint symbols: 4 · eggs: 3 · magnifiers: 5

Design / partner activity

Answers vary. Look for an original idea, a relevant example and a clear explanation. Drawing, pointing, speaking, a partner scribe and fictional examples are valid. Personal disclosure is optional.

Open-ended pages

Accept relevant original ideas, drawings, spoken responses and fictional examples. Offer a seated, quiet or partner option. No personal disclosure is required.