AGES 6–10

Bee Day Coloring Together

Name / chosen name: _____

Choose your own colors or patterns. Coloring, pointing or talking about the scene are all welcome.

AGES 6–12

Design a Bee-Friendly Garden

Name / chosen name: _____

Plan a garden with flowering plants and places that can be cared for by adults. Observe bees from a distance; do not handle or feed them.

1. Flowers I would research for our place

2. How an adult could care for this garden

3. How visitors can observe from a safe distance

Source: https://www.un.org/en/observances/bee-day

AGES 6–12

Bee Day Maze

Name / chosen name: _____

Find a route through the bee day puzzle. Begin at the left entry and finish at the bottom-right exit. Trace with a pencil, point or give a partner directions.

START →

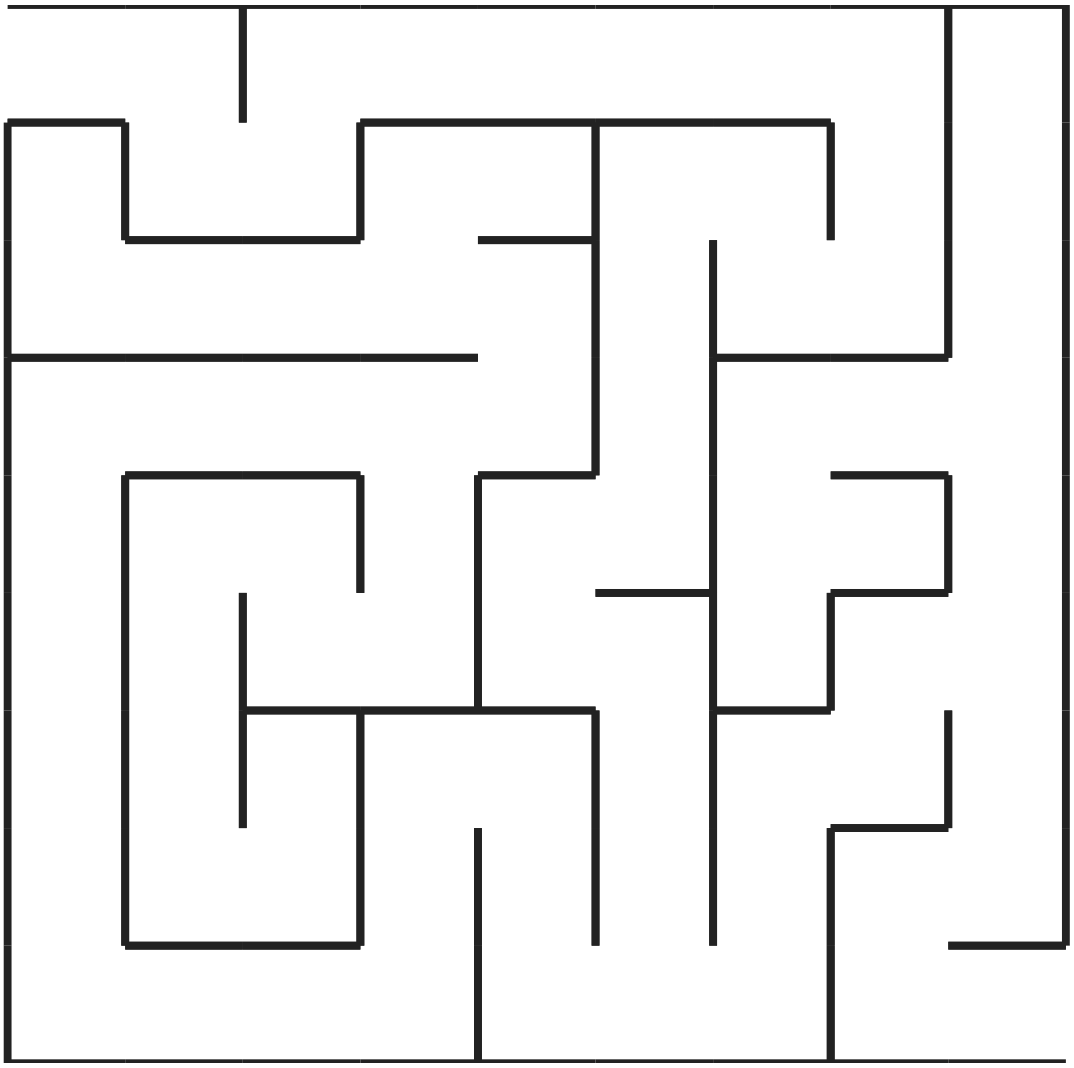

FINISH →

1. A strategy I used

AGES 6–12

Bee Day I Spy

Name / chosen name: _____

Count only complete icons inside the activity box. Each icon counts once. The pictures are an exact puzzle scene; do not count decorations elsewhere.



flowers: _____

leaves: _____

potted plants: _____

bees: _____

1. My checking strategy

AGES 8–12

Bee Day Word Search

Name / chosen name: _____

Find the words in the bank. Words can run forwards, backwards, up, down or diagonally.

N	Z	F	B	A	V	S	N	W	W	G	M	L	V
J	V	T	B	W	S	S	F	A	B	G	O	X	Q
H	M	M	F	O	A	S	E	Y	T	E	J	Y	S
L	S	F	I	R	X	R	Z	E	S	U	Q	R	A
R	A	D	B	G	S	I	G	O	D	W	R	D	R
D	Z	M	H	M	D	K	F	A	B	Z	N	E	S
I	N	T	C	L	T	Z	X	E	R	E	S	B	U
V	F	T	K	E	O	R	R	W	W	D	E	M	T
N	R	Q	G	T	D	A	L	H	M	K	E	I	F
E	E	C	S	U	C	T	H	P	O	T	T	N	U
L	W	J	A	Q	R	A	T	C	E	N	T	C	J
L	O	A	G	Z	P	E	S	Y	A	C	A	D	R
O	L	W	Q	L	G	Q	M	L	W	K	M	J	L
P	F	U	G	O	H	D	P	L	L	T	T	J	T

BEE · FLOWER · POLLEN · GARDEN · PLANT · NECTAR · SEED · NATURE · CARE · GROW

1. Choose one word and explain or draw it

AGES 6–12

Pollinator Observation Hunt

Name / chosen name: _____

Choose an adult-approved outdoor space, a window view or a picture. With a partner, notice without touching insects, unknown plants or nesting places.

Look for	Draw or record
A flower	
A leaf	
A plant with several flowers	
A possible insect visitor seen from a distance	
A plant-care item	
A question for a garden source	

A missing item is a valid finding. Use an indoor picture hunt, pointing or a seated route where suitable.

AGES 6–12

From Flower to Food

Name / chosen name: _____

Bees and other pollinators help many flowering plants produce seeds and fruits. Explore a question about flowers, pollen or food with a trusted source.

Draw, write, speak or use a fictional example. You may choose fewer prompts or pass.

1. A flowering plant I would research

2. An insect visitor I could observe safely

3. A question about pollen or seeds

4. A garden action an adult could plan

Source: https://www.un.org/en/observances/bee-day/background

AGES 6–12 · COMPACT KEY

Bee Day Mini Pack Answers

Name / chosen name: _____

Maze



Word search

N	Z	F	B	A	V	S	N	W	W	G	M	L	V
J	V	T	B	W	S	S	F	A	B	G	O	X	Q
H	M	M	F	O	A	S	E	Y	T	E	J	Y	S
L	S	F	I	R	X	R	Z	E	S	U	Q	R	A
R	A	D	B	G	S	I	G	O	D	W	R	D	R
D	Z	M	H	M	D	K	F	A	B	Z	N	E	S
I	N	T	C	L	T	Z	X	E	R	E	S	B	U
V	F	T	K	E	O	R	R	W	W	D	E	M	T
N	R	Q	G	T	D	A	L	H	M	K	E	I	F
E	E	C	S	U	C	T	H	P	O	T	T	N	U
L	W	J	A	Q	R	A	T	C	E	N	T	C	J
L	O	A	G	Z	P	E	S	Y	A	C	A	D	R
O	L	W	Q	L	G	Q	M	L	W	K	M	J	L
P	F	U	G	O	H	D	P	L	L	T	T	J	T

I Spy

flowers: 6 · leaves: 4 · potted plants: 3 · bees: 5

Design / partner activity

Answers vary. Look for an original idea, a relevant example and a clear explanation. Drawing, pointing, speaking, a partner scribe and fictional examples are valid. Personal disclosure is optional.

Open-ended pages

Accept relevant original ideas, drawings, spoken responses and fictional examples. Offer a seated, quiet or partner option. No personal disclosure is required.