K–5

Count to One Hundred

Name / chosen name: _____

Follow the chart from 1 to 100. Point to, say or mark a number. Circle every tenth number.

1	2	3	4	5	6	7	8	9	10
11	12	13	14	15	16	17	18	19	20
21	22	23	24	25	26	27	28	29	30
31	32	33	34	35	36	37	38	39	40
41	42	43	44	45	46	47	48	49	50
51	52	53	54	55	56	57	58	59	60
61	62	63	64	65	66	67	68	69	70
71	72	73	74	75	76	77	78	79	80
81	82	83	84	85	86	87	88	89	90
91	92	93	94	95	96	97	98	99	100

1. A number between 40 and 50

2. What comes after 79?

3. How many groups of ten are in 100?

K–5

One Hundred Objects

Name / chosen name: _____

Show 100 objects in ten groups of ten. Draw marks, circles or another simple symbol. Count each row to check.

Group 1: ten objects

Group 2: ten objects

Group 3: ten objects

Group 4: ten objects

Group 5: ten objects

Group 6: ten objects

Group 7: ten objects

Group 8: ten objects

Group 9: ten objects

Group 10: ten objects

1. Ten groups of ten total:

2. My checking strategy

K–5

Roll to One Hundred

Name / chosen name: _____

Start at 0. Roll a die, add the number and mark your new total. Stop at exactly 100; if a roll goes past 100, stay where you are and roll again.

1	2	3	4	5	6	7	8	9	10
11	12	13	14	15	16	17	18	19	20
21	22	23	24	25	26	27	28	29	30
31	32	33	34	35	36	37	38	39	40
41	42	43	44	45	46	47	48	49	50
51	52	53	54	55	56	57	58	59	60
61	62	63	64	65	66	67	68	69	70
71	72	73	74	75	76	77	78	79	80
81	82	83	84	85	86	87	88	89	90
91	92	93	94	95	96	97	98	99	100

Start: 0 · Goal: 100 · A die has outcomes 1–6

1. My first four rolls and running totals

2. How I checked an addition

K–5

Hundred Day Crown

Name / chosen name: _____

Color and cut two strips, join them with the glue tabs and adjust to fit. An adult helps. You can also use the strip as a flat display.

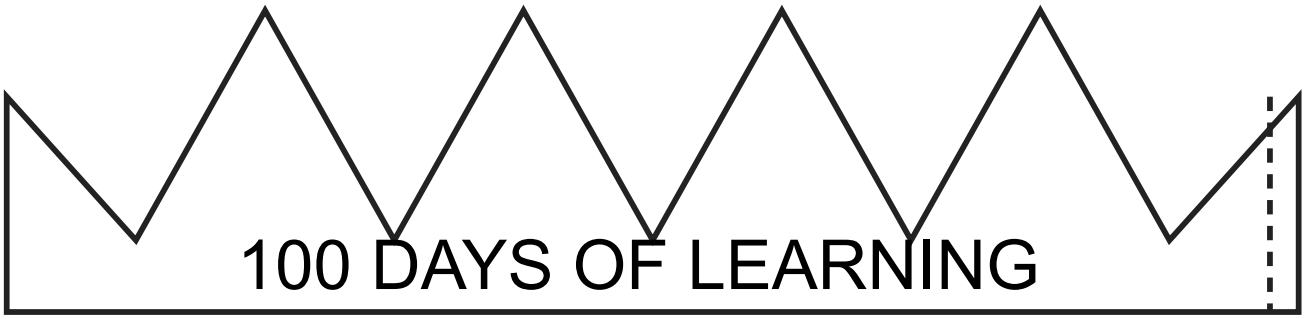

The dotted end sections are glue tabs. Do not fasten tightly. Add a paper extension if needed.

K–5

If I Had One Hundred Dollars

Name / chosen name: _____

Plan an imaginary $100 budget in US dollars. Prices are fictional examples, not shopping advice. Choose quantities and keep the total at or below $100.

Item	Each	Quantity	Total
Book	$12		
Game	$18		
Art kit	$15		
Plant kit	$10		
Notebook	$5		

1. My spending total

2. $100 minus my total equals

3. Why I chose these quantities

K–5

I Wish I Had One Hundred

Name / chosen name: _____

Use an imaginary example. Think about what having 100 of something might change.



1. I wish I had 100…

2. Three reasons

3. What might be easy or difficult

4. An unexpected result

K–5

I Would Not Want One Hundred

Name / chosen name: _____

Use an imaginary example. Think about what having 100 of something might change.



1. I would not want 100…

2. Three reasons

3. What might be easy or difficult

4. An unexpected result

K–5

Build With One Hundred Pieces

Name / chosen name: _____

Challenge: Build a model using exactly 100 large pieces. Count groups of ten before building.

Materials: 100 large blocks or paper shapes, a tray and this sheet.

My design sketch

My prediction and plan

1. First test result

2. One change I will make

Test: Keep a tally as you build. Recount unused pieces to check your total.
Safety: Use age-appropriate large pieces and an adult-approved workspace.

K–5

Hundred Day STEM Challenge

Name / chosen name: _____

Challenge: Build the longest connected structure using 100 paper rectangles.

Materials: 100 paper rectangles and optional tape.

My design sketch

My prediction and plan

1. First test result

2. One change I will make

Test: Try two connection methods using the same number of pieces; compare stability.
Safety: Adult help with cutting; no attaching materials to people or exits.

K–5

Hundred Day I Spy

Name / chosen name: _____

Count only the objects inside the activity box. Each complete icon counts once. Use pointing, marking or grouping to keep track.



Hearts: _____

Stars: _____

Books: _____

Balls: _____

Globes: _____

Add the five counts. Total objects: _____

K–5

One Hundred Movements by Choice

Name / chosen name: _____

Choose comfortable movements or a counting-only role. You can pause or stop. There is no speed challenge.

Choice	Ten counts or marks
Round 1: _____	◻ ◻ ◻ ◻ ◻ ◻ ◻ ◻ ◻ ◻
Round 2: _____	◻ ◻ ◻ ◻ ◻ ◻ ◻ ◻ ◻ ◻
Round 3: _____	◻ ◻ ◻ ◻ ◻ ◻ ◻ ◻ ◻ ◻
Round 4: _____	◻ ◻ ◻ ◻ ◻ ◻ ◻ ◻ ◻ ◻
Round 5: _____	◻ ◻ ◻ ◻ ◻ ◻ ◻ ◻ ◻ ◻
Round 6: _____	◻ ◻ ◻ ◻ ◻ ◻ ◻ ◻ ◻ ◻
Round 7: _____	◻ ◻ ◻ ◻ ◻ ◻ ◻ ◻ ◻ ◻
Round 8: _____	◻ ◻ ◻ ◻ ◻ ◻ ◻ ◻ ◻ ◻
Round 9: _____	◻ ◻ ◻ ◻ ◻ ◻ ◻ ◻ ◻ ◻
Round 10: _____	◻ ◻ ◻ ◻ ◻ ◻ ◻ ◻ ◻ ◻

Seated hand movements, gentle taps, observing or counting are equally valid. An adult agrees suitable options.

K–5

One Hundred Acts of Kindness

Name / chosen name: _____

Use the chart to record up to 100 helpful actions over time. It is a group record, not a requirement or competition. No names are needed.

1	2	3	4	5	6	7	8	9	10
11	12	13	14	15	16	17	18	19	20
21	22	23	24	25	26	27	28	29	30
31	32	33	34	35	36	37	38	39	40
41	42	43	44	45	46	47	48	49	50
51	52	53	54	55	56	57	58	59	60
61	62	63	64	65	66	67	68	69	70
71	72	73	74	75	76	77	78	79	80
81	82	83	84	85	86	87	88	89	90
91	92	93	94	95	96	97	98	99	100

1. A helpful action someone could choose

2. How we can include quiet or private contributions

K–5

Hundred Chart Mystery Picture

Name / chosen name: _____

Color only the listed numbers. The picture does not depend on which color you choose.

1	2	3	4	5	6	7	8	9	10
11	12	13	14	15	16	17	18	19	20
21	22	23	24	25	26	27	28	29	30
31	32	33	34	35	36	37	38	39	40
41	42	43	44	45	46	47	48	49	50
51	52	53	54	55	56	57	58	59	60
61	62	63	64	65	66	67	68	69	70
71	72	73	74	75	76	77	78	79	80
81	82	83	84	85	86	87	88	89	90
91	92	93	94	95	96	97	98	99	100

25, 26, 34, 35, 36, 37, 43, 44, 45, 46, 47, 48, 53, 54, 55, 56, 57, 58, 64, 65, 66, 67, 75, 76

1. What shape do you notice?

K–5

Ways to Make One Hundred

Name / chosen name: _____

Find different ways to make 100. Show working or explain using a chart.

1. 40 + ___ = 100

2. ___ + 27 = 100

3. 10 × ___ = 100

4. 100 − ___ = 65

5. Four equal groups total 100. Each group has ___

6. Write two different additions that total 100

K–5

My Hundred Days Reflection

Name / chosen name: _____

Draw, write, speak or use an imaginary example. Personal sharing is optional.

Something I learned in 100 days

A strategy that helps me learn

One example I am proud of

A goal for the next part of school